

TEAM SINGLE-GAME RECORDS



Most Points

130	vs. Pasadena, Feb. 17, 1962
127	vs. Oklahoma, Dec. 20, 1963
124	vs. DePauw, Jan. 2, 1971
123	vs. Delaware State, Dec. 1, 1997
122	vs. Houston Baptist, Dec. 10, 1996
121	vs. Washington, Dec. 22, 1988
	vs. Western New Mexico, Dec. 3, 1963
119	vs. Tulane, Dec. 22, 1973
	vs. UTEP, Jan. 9, 1961
118	vs. NAU, Nov. 29, 1990

Most Points by Opponents

127	at Arizona, Jan. 15, 1998
122	by Wichita St., Dec. 11, 1967
120	by Wyoming, Mar. 3, 1966
117	at USC, Mar. 7, 1998
116	at Arizona, Feb. 18, 1993
114	by San Francisco, Dec. 29, 1976
	by Cal St. (L.A.), Feb. 8, 1960

Most Field Goals

57	vs. Pasadena, Feb. 17, 1962
56	vs. Western New Mexico, Dec. 3, 1963
53	vs. DePauw, Jan. 2, 1971
50	vs. Tulane, Dec. 22, 1973
48	vs. Portland St., Jan. 4, 1977
	vs. San Diego St., Dec. 3, 1970
	vs. New Mexico Highlands, Jan. 4, 1958

Most Field Goals By Opponents

52	at Arizona, Jan. 15, 1998
49	by Texas Tech, Feb. 1, 1956
47	by Wyoming, Mar. 3, 1966
46	at Arizona, Feb. 18, 1993
	by San Francisco, Dec. 29, 1976
	by Cal St. (L.A.) Feb. 8, 1960

Most Field Goal Attempts

118	vs. Western New Mexico, Dec. 3, 1963
100	vs. Pasadena, Feb. 17, 1962
	vs. Northern Arizona, Feb. 27, 1961
99	vs. Northern Arizona, Jan. 23, 1971
	vs. DePauw, Jan. 2, 1971

Most Field Goal Attempts by Opponents

103	by Utah, Jan. 12, 1968
102	by Colorado State, Dec. 7, 1967
96	by Western New Mexico, Dec. 3, 1963
95	four times

Most 3-Point Field Goals

16	at Brigham Young, Dec. 1, 1992
14	vs. USC, March 13, 1993
	vs. Oregon, Jan. 30, 1993
	vs. Montana St., Dec. 22, 1990
13	at UCLA, Feb. 10, 2005
	vs. Northwestern, Dec. 20, 2004
	on eight other occasions

Most 3-Point Field Goals By Opponents

18	by Indiana St., Dec. 1, 1988
15	at USC, Mar. 7, 1998
	by Arizona, Feb. 27, 1988
14	at Oregon, Feb. 21, 2004
13	at UCLA, Feb. 10, 2005
	by Maine, Nov. 30, 1996
	by Cal St. Northridge, Dec. 17, 1993

Most 3-Point Field Goal Attempts

51	at Brigham Young, Dec. 1, 1992
40	vs. San Diego St., Dec. 8, 1992
36	vs. Northern Arizona, Nov. 13, 2006
	vs. Northern Arizona, Dec. 21, 1992
35	vs. North Carolina A&T, Dec. 21, 2006
34	at Oklahoma St., Dec. 2, 1993
	vs. UCLA, Jan. 9, 1993
33	vs. UCLA, March 11, 1993

Most 3-Point Field Goal Attempts By Opponents

38	at Oregon, Feb. 21, 2004
37	by Maine, Nov. 30, 1996
34	at Oregon, Jan. 22, 2005
	by Indiana St., Dec. 1, 1988
32	at Oregon, Jan. 23, 1999
30	at USC, Mar. 7, 1998
	by Eastern Michigan, Dec. 28, 1997
29	at USC, Feb. 4, 2006

Most Free Throws

46	vs. Arizona, Jan. 29, 1955
39	vs. Boston College, Dec. 29, 1977
38	vs. BYU, Nov. 27, 1993
35	vs. Arkansas-Little Rock, Nov. 22, 2003
	vs. San Diego St., Dec. 4, 1987
	vs. Oklahoma, Dec. 20, 1963
33	vs. Hawaii, Feb. 9, 1966
32	vs. Alcorn State, Nov. 26, 2005
	vs. USC, Feb. 13, 2003
	vs. Utah, Nov. 27, 2002
	vs. Arizona, Mar. 12, 1994
	vs. Washington, Dec. 22, 1988
	vs. Hardin-Simmons, Feb. 3, 1953

Most Free Throws Made By Opponents

46	by Oregon St., Feb. 28, 1963
41	by Arizona, Jan. 18, 1956
40	by Stanford, Feb. 5, 1983
	by USC, Mar. 10, 1983
	by UTEP, Jan. 17, 1970
	by Wichita St., Dec. 11, 1967

Most Free Throw Attempts

57	vs. Utah, Nov. 27, 2002
56	vs. Arizona, Jan. 29, 1955
51	vs. New Mexico St., Jan. 16, 1953
50	vs. Arizona, Jan. 31, 1953
49	vs. BYU, Nov. 27, 1993
48	vs. San Diego St., Dec. 4, 1987
	vs. Oklahoma, Dec. 20, 1963
47	vs. Western Michigan, Dec. 30, 2003
	vs. Cal State Fullerton, Nov. 24, 2003
	vs. Washington St., Jan. 16, 1992
	vs. Drake, Dec. 1, 1990
	vs. Northern Arizona, Feb. 9, 1953

Most Free Throw Attempts By Opponents

63	by Oregon St., Feb. 28, 1963
59	by Northern Arizona, Jan. 23, 1953
53	by USC, Mar. 10, 1983
	by Wichita St., Dec. 11, 1967
	by Pepperdine, Dec. 12, 1952

Most Rebounds

70	vs. Cal. St. (L.A.), Jan. 29, 1962
69	vs. Northern Arizona, Jan. 23, 1971
	vs. DePauw, Jan. 2, 1971
68	vs. California, Mar. 3, 1979
	vs. Oklahoma, Dec. 20, 1963

Most Rebounds By Opponents

70	by Utah, Feb. 15, 1969
63	by Utah, Jan. 30, 1971
62	at Arizona, Feb. 18, 1993
	by Utah, Feb. 14, 1970
61	by Louisville, Jan. 24, 1993

Most Personal Fouls

42	vs. Oregon St., Feb. 28, 1983
39	vs. Northern Arizona, Jan. 23, 1953
36	vs. USC, Mar. 10, 1983
	vs. Colorado St., Feb. 24, 1978

Most Personal Fouls By Opponents

37	by Utah, Nov. 27, 2002
36	by Cal State Fullerton, Nov. 24, 2003
	by Washington St., Feb. 27, 1986
	by New Mexico St., Jan. 16, 1953
	by Nebraska Wesleyan, Jan. 11, 1953
35	by BYU, Nov. 27, 1993
	by Wichita St., Jan. 11, 1967

Best Field Goal Percentage

.756	(34-of-45) vs. Oregon St., Feb. 10, 1979
.714	(40-of-56) vs. Santa Clara, Dec. 14, 1979
.679	(36-of-55) vs. Stanford, Feb. 9, 1985
.673	(35-of-52) vs. California, Feb. 3, 1979
.667	(30-of-45) vs. Oregon St., Mar. 9, 1990
.654	(34-of-52) at Washington St., Feb. 6, 2003
.652	(43-of-66) vs. Manhattan, Dec. 28, 1986
.650	(39-of-60) vs. New Mexico, Mar. 5, 1971
.633	(31-of-49) vs. Bucknell, Dec. 27, 2003
.633	(38-of-60) vs. Chaminade, Nov. 26, 2002

Best Field Goal Percentage By Opponents

.691	(38-of-55) at BYU, Dec. 1, 1992
.688	(33-of-48) by Oregon St., Feb. 5, 1987
.685	(37-of-54) by California, Jan. 5, 1989
.678	(40-59) by Kansas, Mar. 22, 2003
.678	(40-of-59) by Arizona, Feb. 27, 1988
.673	(33-of-49) at Washington, Feb. 6, 1999
.663	(45-of-67) by BYU, Feb. 23, 1974
.663	(45-of-67) by BYU, Feb. 23, 1974
.659	(27-of-41) by Utah Valley State, Dec. 10, 2005

Best Three-Point Field Goal

Percentage (min. 10 attempts)	
.727	(8-of-11) vs. North Texas, Nov. 30, 2005
.727	(8-of-11) at Washington State, Feb. 6, 2003
.727	(8-of-11) vs. UCLA, Feb. 17, 2000
.727	(8-of-11) vs. Washington, Feb. 7, 1998
.714	(10-of-14) at USC, Jan. 17, 2004
.667	(8-of-12) vs. Vanderbilt, Nov. 27, 2004
.667	(8-of-12) vs. Baylor, Nov. 26, 1988
.650	(13-of-20) vs. Northwestern, Dec. 20, 2004
.643	(9-of-14) vs. Texas-San Antonio, Dec. 5, 1991
.636	(7-of-11) at Washington St., Jan. 16, 1992
.636	(7-of-11) vs. Seattle Pacific, Dec. 18, 1989

Best Three-Point Field Goal

Percentage By Opponents (min. 10 attempts)	
.800	(8-of-10) at Washington St., Mar. 4, 1995
.714	(10-of-14) by San Diego, Dec. 29, 2003
.688	(11-of-16) at Washington, Feb. 24, 2005
.667	(8-of-12) vs. Kansas, Nov. 23, 1990
.636	(7-of-11) at Arizona, Feb. 27, 1988
.636	(7-of-11) at Oregon St., Jan. 27, 1996
.625	(10-of-16) at Oregon, Feb. 11, 1989
.619	(13-of-21) at UCLA, Feb. 10, 2005
	(13-of-21) vs. Cal St. Northridge, Dec. 17, 1993
.615	(8-of-13) at Washington, Jan. 6, 2007
.615	(8-of-13) at Washington St., Feb. 6, 2003

Best Free Throw Percentage (min. 10 attempts)

1.000	(11-of-11) at Washington St., Feb. 5, 1994
	(19-of-19) vs. Arizona, Feb. 4, 1978
.950	(19-of-20) vs. UCLA, Feb. 12, 2004
.938	(15-of-16) at Oregon, Jan. 24, 1998
.937	(15-of-16) vs. New Mexico, Jan. 5, 1973
.933	(14-of-15) at California, Jan. 6, 1996
.923	(24-of-26) vs. CS -L.A., Dec 19, 1981
.916	(17-of-18) vs. Illinois, Dec. 14, 1974
.910	(20-of-22) vs. Illinois, Dec. 18, 1976
	(20-of-22) vs. Utah, Feb. 14, 1975

Best Free Throw Percentage

By Opponents (min. 10 attempts)	
1.000	(11-of-11) by UTEP, Jan. 13, 1977
.952	(20-of-21) by Oregon, Jan. 13, 1979
.950	(19-of-20) by Arizona, Feb. 22, 2003
.939	(31-of-33) at Stanford, Jan. 12, 1995
	(31-of-33) by California, Dec. 30, 1968
	(28-of-30) by UCLA, Jan. 16, 1986
.929	(13-of-14) by Stanford, Feb. 9, 1985

Bold indicates game was in 2006-07.



SUN DEVIL SEASON RECORDS



Surrounding Ned Wulk in this picture is the nucleus of the 1979-80 Sun Devil squad, which won 22 games and set a school record for field goal percentage (51.7). Clockwise, beginning at bottom: Johnny Nash (with trophy), Byron Scott, Sam Williams, Kurt Nimphius, Alton Lister and Lafayette "Fat" Lever.

Most Wins

1. 26 - 1963
2. 25 - 1975
3. 24 - 1995
- 24 - 1981
5. 23 - 1962
- 1961
7. 22 - 1980
8. 20 - 2003
- 1991
10. 19 - 2000
- 1992
- 1983
- 1973

Fewest Wins

1. 4 - 1970
2. 5 - 1954
- 1967
4. 6 - 1935
5. 8 - 2007
- 1937
- 1940
- 1941
- 1947
- 1951
- 1952

Longest Winning Streaks

1. 18 - 1962
2. 11 - 1981
- 1963
4. 10 - 1963
- 1961

Longest Losing Streaks

1. 15 - 2007
2. 11 - 1997
- 1967-68
- 1932
5. 10 - 1988-89
- 1954
7. 9 - 3 times

Most Points

1. 2,703 - 1998
2. 2,585 - 1995
3. 2,539 - 2000
4. 2,519 - 1975
5. 2,464 - 2003
6. 2,434 - 1962
7. 2,433 - 2005
8. 2,427 - 1983
9. 2,409 - 1961
10. 2,378 - 1991

Highest Point Average

1. 90.2 - 1971
2. 90.1 - 1962
3. 86.9 - 1975
4. 85.2 - 1965
5. 84.6 - 1972
6. 84.5 - 1998
- 1993
8. 83.9 - 1960
9. 83.1 - 1961
- 1969

Most Field Goals

1. 1,026 - 1975
2. 1,019 - 1998
3. 979 - 1962
4. 954 - 1995
5. 950 - 1973
6. 948 - 1979
7. 932 - 1971
8. 926 - 1977
9. 924 - 2000
10. 919 - 1963

Field Goal Attempts

1. 2,143 - 1961
2. 2,127 - 2000
3. 2,118 - 1998
4. 2,102 - 1975
5. 2,086 - 1062
6. 2,038 - 1971
7. 2,034 - 1995
8. 2,030 - 1983
9. 2,003 - 1968
10. 1,999 - 1993

Highest Field Goal Percentage

1. 51.7 - 1980
2. 50.9 - 1989
3. 49.9 - 1981
4. 49.4 - 1976
- 1973
6. 48.8 - 1975
7. 48.7 - 1974
8. 48.2 - 2003
- 1988
- 1979

Free Throws

1. 642 - 1956
2. 627 - 1955
3. 602 - 1961
4. 587 - 1957
5. 561 - 2003
6. 551 - 2005
7. 547 - 2004
8. 529 - 2000
9. 499 - 1969
10. 495 - 1968

Free Throw Attempts

1. 908 - 1956
2. 875 - 1961
3. 832 - 2003
4. 770 - 2005
5. 768 - 1968
6. 751 - 1969
7. 750 - 1995
8. 744 - 2004
9. 726 - 2000
10. 725 - 1983

Highest Free Throw Percentage

1. 75.6 - 1978
2. 75.4 - 1955
3. 74.6 - 1998
- 74.6 - 1987
5. 73.5 - 2004
6. 73.0 - 1957
7. 72.9 - 2000
8. 72.1 - 1989
9. 72.2 - 2006
10. 72.0 - 1982

Three-Point Field Goals

1. 263 - 1993
2. 218 - 2005
3. 212 - 1995
4. 208 - 1994
5. 196 - 2007
6. 188 - 1997
7. 177 - 1999
8. 175 - 1992
9. 172 - 1998
- 1991

Three-Point Field Goal Attempts

1. 772 - 1993
2. 630 - 1995
3. 628 - 1994
4. 627 - 2005
5. 615 - 2007
6. 562 - 1997
7. 548 - 1992
8. 532 - 1999
9. 530 - 1996
10. 498 - 1991

Three-Point Field Goal Percentage

1. 43.0 - 1989
2. 41.8 - 1987
3. 38.1 - 1988
4. 37.8 - 2006

Fewest Points Allowed

1. 1,177 - 1948
2. 1,284 - 1949
3. 1,555 - 1950
4. 1,704 - 1951
5. 1,733 - 1982
6. 1,745 - 1960
7. 1,825 - 1954
8. 1,826 - 1984
- 1958
10. 1,853 - 2007

Lowest Defensive Point Average

1. 46.5 - 1948
2. 47.6 - 1949
3. 59.8 - 1950
4. 61.8 - 2007
5. 64.2 - 1982
6. 65.2 - 1984
7. 67.3 - 1990
8. 67.4 - 1962
9. 68.0 - 1981
10. 69.1 - 1992

Highest Defensive Point Average

1. 89.6 - 1970
2. 85.6 - 1965
3. 84.8 - 1969
4. 84.1 - 1968
5. 84.0 - 1998
- 84.0 - 1989
7. 82.7 - 1971
8. 82.3 - 1993
9. 80.4 - 1978
10. 80.3 - 1966

Most Points Allowed

1. 2,688 - 1998
2. 2,395 - 2000
3. 2,359 - 1983
4. 2,354 - 1968
5. 2,351 - 1989
6. 2,331 - 1995
7. 2,329 - 1970
8. 2,312 - 1965
9. 2,310 - 2005
10. 2,304 - 1993

Most Rebounds

1. 1,653 - 1961
2. 1,615 - 1962
3. 1,477 - 1971
4. 1,476 - 1963
5. 1,451 - 1968
6. 1,290 - 1979
7. 1,264 - 1975
8. 1,248 - 1983
9. 1,236 - 2000
10. 1,205 - 1977

Rebound Average

1. 59.8 - 1962
2. 56.9 - 1961
3. 56.8 - 1971
4. 54.7 - 1972
5. 51.8 - 1968
6. 50.9 - 1963
7. 50.4 - 1964
8. 49.9 - 1970
9. 49.3 - 1965
10. 48.4 - 1966
- 1963

Blocked Shots

1. 172 - 1997
2. 165 - 1995
- 165 - 1979
4. 157 - 1980
5. 144 - 1981
6. 139 - 2003
7. 119 - 2001
8. 116 - 2005
9. 114 - 1998
10. 106 - 1983

Steals

1. 345 - 1995
2. 337 - 1993
3. 299 - 1997
4. 290 - 1998
5. 274 - 2000
6. 249 - 1999
7. 245 - 1991
- 1981
9. 240 - 1983
10. 238 - 1994
- 1992

Turnovers

1. 630 - 1979
2. 543 - 1980
3. 542 - 1995
4. 537 - 1998
5. 519 - 1983
6. 518 - 1989
7. 494 - 1992
8. 486 - 2000
9. 470 - 1988
10. 469 - 1978

INDIVIDUAL GAME RECORDS



Points

- 61 Eddie House at California (2 OT), Jan. 8, 2000
- 46 Eddie House vs. San Diego State, Dec. 18, 1999
- 45 Paul Williams at USC, Mar. 10, 1983
- 42 Eddie House vs. Penn State, Dec. 29, 1999
- 40 Eddie House vs. UCLA, Feb. 17, 2000
- 39 Ike Diogu vs. Stanford, Feb. 3, 2005
- Eddie House vs. UNLV, Dec. 5, 1998
- Stevin Smith vs. Oregon St., Jan. 27, 1994
- 35 Ike Diogu vs. California, Feb. 5, 2005
- Stevin Smith at USC, Jan. 20, 1994
- Mario Bennett vs. Arizona, Feb. 20, 1992
- Byron Scott vs. Oregon St., Feb. 28, 1983
- Paul Stovall vs. New Mexico, Feb. 26, 1972
- Seabern Hill vs. Colorado St., Feb. 26, 1970
- Roger Detter vs. Wyoming, Feb. 3, 1968
- Dennis Hamilton vs. Utah St., Jan. 23, 1965
- Freddie Lewis vs. Baylor, Dec. 17, 1964

Opponent Points

- 49 Casey Jacobsen (Stanford), Jan. 31, 2002
- 48 Flynn Robinson (Wyoming), Feb. 2, 1964
- 45 Stan Dodds (Wyoming), Feb. 28, 1970
- 43 Dave Stallworth (Wichita St.), Dec. 7, 1963
- Bill McGill (Utah), Dec. 2, 1961
- 42 Derrick Dial (Eastern Michigan), Dec. 28, 1997
- Dwight Davis (Houston), Dec. 11, 1971
- 41 Greg Anderson (Houston), Dec. 6, 1986
- Dennis Layton (USC), Dec. 24, 1970
- 40 Winford Boynes (San Francisco), Dec. 30, 1977
- Jerry Flake (SW Louisiana), Feb. 25, 1969

Field Goals

- 20 Paul Williams at USC, Mar. 10, 1983
- 18 Eddie House at California (2 OT), Jan. 8, 2000
- Eddie House vs. San Diego State, Dec. 18, 1999
- 17 Mario Bennett at Washington, Mar. 2, 1995
- 16 Ike Diogu vs. Stanford, Feb. 3, 2005
- Alex Austin vs. Miami (Fla.), Jan. 20, 1990
- Seabern Hill vs. Colorado St., Feb. 26, 1970
- Seabern Hill vs. BYU, Jan. 10, 1970

Field Goal Attempts

- 31 Paul Williams at USC, Mar. 10, 1983
- Mark Wasley vs. Tulane, Dec. 22, 1973
- 30 Eddie House at NC State, Mar. 21, 2000
- Eddie House vs. Washington, Jan. 13, 2000
- Eddie House at California (2 OT), Jan. 8, 2000
- Seabern Hill vs. Seattle, Jan. 2, 1969
- 29 Eddie House vs. San Diego State, Dec. 18, 1999
- Lionel Hollins vs. Oregon, Dec. 28, 1974
- Dave Hullman vs. Loyola (LA.), Dec. 4, 1974
- Seabern Hill vs. Arizona, Mar. 4, 1970
- Seabern Hill vs. Utah, Feb. 14, 1970
- Seabern Hill vs. Wyoming, Jan. 29, 1970
- Seabern Hill vs. BYU, Jan. 10, 1970
- Joe Caldwell vs. BYU, Feb. 15, 1963

Field Goal Percentage (min. 10 attempts)

- 100.0 Tommy Smith vs. Washington (11-of-11), Feb. 10, 2001

Free Throws

- 18 Ike Diogu vs. Delaware State, Nov. 23, 2004
- Ike Diogu vs. Western Michigan, Dec. 30, 2003
- Eddie House at California (2 OT), Jan. 8, 2000
- 17 Ike Diogu at Washington, Feb. 24, 2005
- Alton Mason vs. Oregon State, Mar. 3, 2001

Free Throw Attempts

- 23 Ike Diogu vs. Western Michigan, Dec. 30, 2003
- Mario Bennett vs. Washington St., Feb. 5, 1995
- 22 Ike Diogu vs. Oregon State, Jan. 24, 2004
- 21 Ike Diogu vs. Delaware State, Nov. 23, 2004
- Dave Graybill vs. San Jose St., Dec. 17, 1955
- 19 Eddie House at California (2OT) Jan. 8, 2000
- 18 Ike Diogu at Washington, Feb. 24, 2005
- Jeremy Veal vs. Jackson State, Dec. 20, 1996
- Isaac Burton vs. BYU, Nov. 27, 1993
- Mario Bennett vs. Arizona, Feb. 20, 1992
- Lafayette Lever vs. Arizona, Feb. 20, 1982
- Lionel Hollins vs. UTEP, Feb. 22, 1975

Free Throws in Succession

- 36 Roger Detter (over 13 games) 1969
- 35 Art Becker (over 8 games), 1963

Three-Point Field Goals

- 10 Stevin Smith vs. Oregon St., Jan. 27, 1994
- Stevin Smith vs. Oregon, Jan. 30, 1993
- 9 Steve Beck vs. Stanford, Feb. 28, 1987

Three-Point Field Goal Attempts

- 17 Stevin Smith vs. Cal St. Northridge, Dec. 17, 1993
- Stevin Smith vs. Oregon, Jan. 30, 1993
- Stevin Smith vs. UCLA, Jan. 9, 1993
- 16 Stevin Smith vs. USC, Feb. 19, 1994
- Stevin Smith vs. Oregon St., Jan. 27, 1994
- 15 Stevin Smith vs. UCLA, Mar. 11, 1993
- Tes Whitlock vs. BYU, Dec. 1, 1992

Rebounds

- 27 Mark Landsberger (13 points) vs. San Diego St., Dec. 3, 1976
- 26 Tony Cerkenik (27 points) vs. Arizona, Mar. 4, 1963
- Art Becker (27 points) vs. BYU, Feb. 16, 1963
- 22 Art Becker (22 points) vs. Arizona, Feb. 9, 1963
- 21 Paul Stovall (34 points) vs. Utah, Feb. 11, 1962
- Gerhard Schreur (15 points) vs. Cal Poly-Pomona, Dec. 1, 1969
- Joe Caldwell (22 points) vs. Colorado St. Jan. 11, 1964
- Joe Caldwell (26 points) vs. Whittier, Dec. 1, 1962

Assists


- 16 Ahlon Lewis vs. Northern Arizona, Dec. 3, 1997
- 14 Ahlon Lewis vs. USC, Jan. 3, 1998
- Marcell Capers vs. California, Feb. 9, 1995
- Marcell Capers vs. USC, Jan. 19, 1995
- Lynn Collins vs. Montana St., Dec. 22, 1990
- 13 Ahlon Lewis vs. Wagner, Nov. 19, 1997
- Lafayette Lever vs. Iowa, Dec. 6, 1980
- Lynn Collins vs. NAU, Nov. 29, 1990
- 12 Jason Braxton at USC, Jan. 15, 2004
- Alton Mason vs. Southern Utah, Nov. 17, 2000
- Lynn Collins vs. UCLA, Mar. 14, 1992
- Mike Redhair vs. California, Jan. 25, 1990
- Tarence Wheeler vs. Oregon St., Feb. 11, 1988

Steals

- 8 Stevin Smith vs. Alaska-Anchorage, Jan. 2, 1993
- Stevin Smith vs. UC Santa Barbara, Mar. 19, 1992
- Lafayette Lever vs. UC-Irvine, Dec. 28, 1981
- Lafayette Lever vs. Washington, Feb. 9, 1981
- 7 Eddie House vs. Kansas State, Nov. 24, 1998
- Mike Redhair vs. Seattle Pacific, Dec. 18, 1989
- Alex Austin vs. San Francisco, Dec. 28, 1988
- Lafayette Lever vs. Arizona, Feb. 20, 1982

Blocked Shots

- 8 Rodger Farrington vs. Jacksonville, Nov. 22, 1996
- Rodger Farrington vs. Houston Baptist, Dec. 10, 1996
- Rodger Farrington vs. Oklahoma State, Dec. 7, 1996
- Mario Bennett vs. Old Dominion, Jan. 7, 1995
- Alton Lister vs. Harvard, Dec. 28, 1978
- 7 Ike Diogu vs. Santa Clara, Dec. 22, 2004
- Mario Bennett vs. Stanford, Feb. 11, 1995
- Mario Bennett vs. California, Feb. 9, 1995
- Corey McMullen vs. Oregon St., Mar. 6, 1982
- Kurt Nimphius vs. Washington, Mar. 3, 1979



Ike Diogu shares the ASU single-game record for most free throws made (18) and attempted (23).



INDIVIDUAL SEASON RECORDS

Points

- 736 – Eddie House, 2000
- 724 – Ike Diogu, 2005
- 713 – Byron Scott, 1983
- 666 – Jeremy Veal, 1998
- 649 – Paul Williams, 1983
- 617 – Mario Bennett, 1995
- 615 – Ike Diogu, 2004
- 607 – Ike Diogu, 2003
- 593 – Seabern Hill, 1970
- 591 – Freddie Lewis, 1966

Scoring Average (20 ppg.)

- 23.0 – Eddie House, 2000
- 22.8 – Ike Diogu, 2004
- 22.8 – Seabern Hill, 1970
- 22.7 – Freddie Lewis, 1966
- 22.6 – Ike Diogu, 2005
- 21.8 – Paul Stovall, 1972
- 21.6 – Byron Scott, 1983
- 20.8 – Jeremy Veal, 1998
- 20.5 – Dennis Dairman, 1965
- 20.2 – Seabern Hill, 1969
- 20.1 – Ron Riley, 1996
- 20.0 – Stevin Smith, 1993

Minutes Per Game

- 39.0 – Kevin Kruger, 2006
- 38.5 – Stevin Smith, 1993-94
- 38.2 – Fat Lever, 1981-82
- 38.1 – Freddie Lewis, 1965-66
- 37.9 – Alex Austin, 1990
- 37.5 – Jeremy Veal, 1997-98
- 37.5 – Paul Williams, 1981-82
- 37.3 – Dwayne Fontana, 1993-94
- 37.2 – Eddie House, 1999-2000
- 37.2 – Seabern Hill, 1969-70

Field Goals

- 283 – Byron Scott, 1983
- 264 – Paul Williams, 1983
- 263 – Eddie House, 2000
- 247 – Mario Bennett, 1995
- 244 – Jeremy Veal, 1998
- 244 – Seabern Hill, 1970
- 239 – Joe Caldwell, 1963
- 235 – Larry Armstrong, 1961
- 231 – Joe Caldwell, 1964
- 229 – Ike Diogu, 2005

Field Goal Attempts

- 623 – Eddie House, 2000
- 589 – Seabern Hill, 1970
- 552 – Byron Scott, 1983
- 541 – Larry Armstrong, 1961
- 529 – Jeremy Veal, 1998
- 521 – Joe Caldwell, 1964
- 507 – Paul Williams, 1983
- 495 – Seabern Hill, 1969
- 478 – Ron Riley, 1996
- 477 – Eddie House, 1999

Field Goal Percentage

- 63.0 – Trent Edwards, 1989
- 60.9 – Kurt Nimphius, 1980
- 60.8 – Ike Diogu, 2003
- 59.3 – Mario Bennett, 1994
- 59.2 – Mario Bennett, 1995
- 58.3 – Sam Williams, 1980
- 58.3 – Kurt Nimphius, 1979
- 57.5 – Ike Diogu, 2005
- 57.4 – Mario Bennett, 1992
- 57.1 – Isaac Austin, 1991

Free Throws

- 248 – Ike Diogu, 2005
- 243 – Ike Diogu, 2004
- 180 – Ike Diogu, 2003

- 173 – Freddie Lewis, 1966
- 154 – Bobby Lazor, 1999
- 149 – Tony Cerkvenik, 1961
- 147 – Byron Scott, 1983
- 140 – Paul Stovall, 1972
- 137 – Eddie House, 2000
- 135 – Royce Youree, 1957

Free Throw Attempts

- 311 – Ike Diogu, 2005
- 298 – Ike Diogu, 2004
- 245 – Ike Diogu, 2003
- 234 – Mario Bennett, 1995
- 215 – Tony Cerkvenik, 1961
- 213 – Paul Stovall, 1972
- 212 – Freddie Lewis, 1966
- 205 – Bobby Lazor, 1999
- 193 – Joe Caldwell, 1964
- 188 – Byron Scott, 1983

Free Throw Percentage

- 87.7 – Bryson Krueger, 2006
- 87.5 – Chris Beasley, 1984
- 87.4 – Stevin Smith, 1992
- 86.3 – Alex Austin, 1989
- 85.9 – James Holliman, 1977
- 84.0 – Isaac Burton, 1994
- 84.0 – Rick Taylor, 1978
- 83.9 – Art Becker, 1963
- 83.8 – Roger Detter, 1967
- 83.5 – Eddie House, 2000

Rebounds

- 415 – Tony Cerkvenik, 1961
- 359 – Mark Landsberger, 1977
- 351 – Paul Stovall, 1972
- 330 – Joe Caldwell, 1964
- 325 – Art Becker, 1963
- 314 – Joe Caldwell, 1963
- 312 – Ike Diogu, 2005
- 312 – Tony Cerkvenik, 1962
- 312 – Jerry Hahn, 1961
- 296 – Paul Stovall, 1971
- 295 – Tony Cerkvenik, 1963
- 292 – Gerhard Schreur, 1970
- 286 – Art Becker, 1964
- 285 – Joe Caldwell, 1962
- 277 – Tony Zeno, 1979
- 277 – Kurt Nimphius, 1980

Rebound Average

- 14.4 – Mark Landsberger, 1977
- 14.3 – Tony Cerkvenik, 1961
- 13.5 – Paul Stovall, 1972
- 12.2 – Joe Caldwell, 1964
- 12.2 – Tony Cerkvenik, 1962
- 11.9 – Al Nealey, 1960
- 11.4 – Paul Stovall, 1971
- 11.2 – Gerhard Schreur, 1970
- 11.2 – Art Becker, 1963
- 10.8 – Joe Caldwell, 1963
- 10.8 – Jerry Hahn, 1961
- 10.6 – Art Becker, 1964
- 10.6 – Joe Caldwell, 1962
- 10.5 – Tony Cerkvenik, 1963
- 10.3 – Al Nealey, 1959

Assists

- 294 – Ahlon Lewis, 1998
- 233 – Marcell Capers, 1995
- 200 – Marcell Capers, 1993
- 185 – Mike Redhair, 1990
- 177 – Lynn Collins, 1992
- 156 – Lynn Collins, 1991
- 152 – Bobby Thompson, 1985
- 149 – Lionel Hollins, 1975
- 147 – Lafayette Lever, 1981
- 142 – Jeremy Veal, 1997
- 142 – Stevin Smith, 1994



Byron Scott scored averaged 21.6 points in 1982-83. The Sun Devil Hall-of-Famer was inducted into the Pac-10 Hall of Honor in 2002.

Steals

- 76 – Lafayette Lever, 1982
- 74 – Eddie House, 2000
- 74 – Lafayette Lever, 1981
- 73 – Marcell Capers, 1993
- 70 – Stevin Smith, 1994
- 70 – Stevin Smith, 1993
- 69 – Ron Riley, 1995
- 66 – Marcell Capers, 1995
- 66 – Stevin Smith, 1992
- 64 – Eddie House, 1998
- 64 – Isaac Burton, 1995

Blocked Shots

- 115 – Mario Bennett, 1995
- 113 – Rodger Farrington, 1997
- 75 – Ike Diogu, 2005
- 69 – Tommy Smith, 2003
- 55 – Mario Bennett, 1992
- 55 – Alton Lister, 1980
- 51 – Mike Batiste, 1998
- 49 – Kurt Nimphius, 1980
- 49 – Alton Lister, 1981
- 47 – Ike Diogu, 2004

Turnovers

- 159 – Ahlon Lewis, 1998
- 116 – Lafayette Lever, 1980
- 115 – Ike Diogu, 2005
- 110 – Byron Scott, 1983
- 108 – Marcell Capers, 1995
- 102 – Trent Edwards, 1989
- 101 – Mario Bennett, 1995
- 99 – Ike Diogu, 2004
- 97 – Tommy Smith, 2003
- 96 – Bobby Lazor, 1999

Three-Pointers Made

- 113 – Stevin Smith, 1993
- 96 – Stevin Smith, 1994
- 83 – Alex Austin, 1990
- 81 – Kevin Kruger, 2006
- 80 – Ron Riley, 1995
- 74 – Stevin Smith, 1992
- 73 – Eddie House, 2000
- 69 – Kevin Kruger, 2005
- 66 – Jeremy Veal, 1996
- 66 – Ron Riley, 1993
- 66 – Tarence Wheeler, 1991

Three-Pointers Attempted

- 300 – Stevin Smith, 1993
- 260 – Stevin Smith, 1994
- 235 – Alex Austin, 1990
- 222 – Ron Riley, 1995
- 217 – Ron Riley, 1993
- 212 – Stevin Smith, 1992
- 203 – Christian Polk, 2007
- 201 – Kevin Kruger, 2006
- 200 – Eddie House, 2000
- 198 – Ron Riley, 1996

Three-Point Percentage

- 51.3 – Matt Anderson, 1989 (41-of-80)
- 45.3 – Tarence Wheeler, 1988 (58-of-128)
- 44.9 – Bobby Thompson, 1987 (31-of-69)
- 44.3 – Jeremy Veal, 1997 (58-of-131)
- 43.8 – Alex Austin, 1989 (49-of-112)
- 43.5 – Bryson Krueger, 2005 (40-of-92)
- 42.2 – Kenny Crandall, 2002 (35-of-83)
- 42.1 – Jeremy Veal, 1998 (56-of-133)
- 41.0 – Chad Prewitt, 2002 (34-of-83)
- 40.3 – Kevin Kruger, 2006 (81-of-201)



Seabern Hill averaged 22.8 points per game in 1969-70 which is tied for the second-best mark in ASU history.

INDIVIDUAL CAREER RECORDS



Points

- 2,044 – Eddie House '96-2000
- 1,984 – Jeremy Veal, '94-98
- 1,946 – Ike Diogu, '02-05
- 1,834 – Ron Riley, '92-96
- 1,673 – Stevin Smith, '90-94
- 1,572 – Byron Scott, '79-83
- 1,549 – Steve Beck, '84-87
- 1,539 – Seabern Hill, '67-70
- 1,515 – Joe Caldwell, '61-64
- 1,455 – Paul Williams, '79-83
- 1,393 – Larry Armstrong, '59-62
- 1,368 – Mario Bennett, '91-95
- 1,329 – Alex Austin, '85-90
- 1,304 – Al Nealey, '57-60
- 1,284 – Art Becker, '61-64

Scoring Average (Completed Careers)

- 21.4 – Ike Diogu, '02-05
- 19.2 – Seabern Hill, '67-70
- 18.2 – Joe Caldwell, '61-64
- 17.5 – Byron Scott, '79-83
- 17.4 – Al Nealey, '57-60
- 16.5 – Eddie House, '96-2000
- 16.4 – Larry Armstrong, '59-62
- 16.3 – Jeremy Veal, '94-98
- 15.8 – Ron Riley, '92-96
- 15.7 – Mario Bennett, '91-95
- 15.7 – Art Becker, '61-64

Field Goals

- 763 – Eddie House, '96-2000
- 711 – Jeremy Veal, '94-98
- 651 – Ron Riley, '92-96
- 646 – Byron Scott, '79-83
- 637 – Seabern Hill, '67-70
- 617 – Ike Diogu, '02-05
- 611 – Joe Caldwell, '61-64
- 603 – Steve Beck, '84-87
- 590 – Paul Williams, '79-83
- 546 – Larry Armstrong, '59-62

Field Goal Percentage (Completed Careers)

- 58.7 – Mario Bennett, '91-95
- 58.6 – Kurt Nimphius, '76-80
- 57.1 – Ike Diogu, '02-05
- 56.9 – Emory Lewis, '87-91
- 55.9 – Isaac Austin, '90-91
- 55.6 – Lester Neal, '91-'93
- 55.5 – Sam Williams, '78-81
- 54.4 – Dwayne Fontana, '90-94
- 54.2 – James Holliman, '74-77
- 53.4 – David Hullman, '69-72

Free Throws

- 671 – Ike Diogu, '02-05
- 362 – Royce Youree, '55-58
- 341 – Tom Futch, '53-56
- 338 – Jeremy Veal, '94-98
- 327 – Arthur Thomas, '84-88
- 316 – Stevin Smith, '90-94
- 301 – Lafayette Lever, '78-82
- 298 – Steve Beck, '84-87
- 296 – Tony Cerkvenik, '60-63

Free Throw Percentage (Completed Careers)

- 81.5 – Alex Austin, '86-90
- 81.4 – Rick Taylor, '74-78
- 81.3 – Dennis Hamilton, '63-66
- 81.2 – Kevin Kruger, '03-06
- 81.0 – Steve Beck, '84-87
- 80.9 – Isaac Burton, '93-95
- 79.8 – Eddie House, '96-2000
- 79.7 – Roger Detter, '66-69
- 79.3 – Art Becker, '61-64
- 79.3 – Jeremy Veal, '94-98

Three-Point Field Goals

- 323 – Stevin Smith, '90-94
- 263 – Ron Riley, '92-96
- 250 – Eddie House, '96-2000
- 224 – Jeremy Veal, '94-98
- 181 – Kevin Kruger, '03-06
- 156 – Tarence Wheeler, '87-91
- 136 – Alex Austin, '86-90
- 110 – Steve Moore, '03-05
- 93 – Kenny Crandall, '98-04
- 89 – Isaac Burton, '93-95

Three-Point Attempts

- 891 – Stevin Smith, '90-94
- 831 – Ron Riley, '92-96
- 683 – Eddie House, '96-2000
- 564 – Jeremy Veal, '94-98
- 482 – Kevin Kruger, '03-06
- 378 – Tarence Wheeler, '87-91
- 354 – Alex Austin, '86-90
- 329 – Steve Moore, '03-05
- 271 – Isaac Burton, '93-95
- 253 – Kenny Crandall, '98-04

Three-Point Percentage (Completed Careers)

- .435 – Matt Anderson, '88-91
- .413 – Tarence Wheeler, '87-91
- .409 – Steve Beck, '84-87
- .397 – Jeremy Veal, '94-98
- .385 – Jamal Hill, '02-04
- .384 – Alex Austin, '86-90
- .376 – Kevin Kruger, '03-06
- .369 – Stevin Smith, '90-94
- .366 – Eddie House, '96-2000
- .334 – Steve Moore, '03-05

Rebounds

- 1,022 – Tony Cerkvenik, '60-63
- 929 – Joe Caldwell, '61-64
- 836 – Tony Zeno, '76-79
- 802 – Ike Diogu, '02-05
- 780 – Al Nealey, '57-60
- 776 – Alton Lister, '78-81
- 724 – Art Becker, '61-64
- 700 – Gerhard Schreur, '67-70
- 675 – Mario Bennett, '91-95
- 656 – Alex Austin, '85-90

Rebound Average (Completed Careers)


- 12.3 – Tony Cerkvenik, '60-63
- 10.3 – Al Nealey, '57-60
- 10.2 – Joe Caldwell, '61-64
- 9.1 – Gerhard Schreur, '67-70
- 9.0 – Art Becker, '61-64
- 8.8 – Ike Diogu, '02-05
- 8.3 – Bobby Lazor, '97-99
- 8.2 – Alton Lister, '78-81
- 8.2 – Lester Neal, '91-93
- 7.9 – Bob Edwards, '66-69

Assists

- 454 – Bobby Thompson, '83-87
- 444 – Lafayette Lever, '78-82
- 437 – Marcell Capers, '92-95
- 416 – Stevin Smith, '90-94
- 413 – Jeremy Veal, '94-98
- 405 – Eddie House, '96-2000
- 377 – Johnny Nash, '76-81
- 371 – Ahlon Lewis, '96-98
- 333 – Lynn Collins, '90-92
- 312 – Alton Mason, '98-01

Steals

- 258 – Eddie House, '96-2000
- 246 – Stevin Smith, '90-94
- 236 – Lafayette Lever, '78-82
- 202 – Ron Riley, '92-96
- 158 – Jeremy Veal, '94-98
- 153 – Alton Mason, '98-01
- 150 – Byron Scott, '79-83
- 141 – Marcell Capers, '92-95
- 136 – Steve Beck, '83-87
- 127 – Bobby Thompson, '83-87



Royce Youree (B.A., Education, 1960; M.A., Education, 1963) was inducted into the ASU Hall of Fame in 1995.

Blocked Shots

- 191 – Mario Bennett, '91-95
- 167 – Tommy Smith, '99-03
- 160 – Rodger Farrington, '95-97
- 153 – Ike Diogu, '02-05
- 148 – Alton Lister, '78-82
- 93 – Kurt Nimphius, '76-80
- 83 – Sam Williams, '78-81
- 83 – Mike Batiste, '96-99
- 78 – Ike Diogu, '02-05
- 76 – Shawn Redhage, '99-03
- 76 – Jim Deines, '82-85

Starts

- 114 – Eddie House, '96-2000
- 109 – Ron Riley, '92-96
- 102 – Jason Braxton, '01-05
- 100 – Alex Austin, '86-90
- 96 – Steve Beck, '83-87
- 92 – Chad Prewitt, '98-02
- 91 – Ike Diogu, '02-05
- 91 – Jeremy Veal, '94-98
- 88 – Byron Scott, '79-83
- 88 – Lafayette Lever, '79-82

Games

- 124 – Eddie House, '96-2000
- 122 – Kyle Dodd, '99-2003
- 122 – Shawn Redhage, '99-2003
- 122 – Tommy Smith, '99-2003
- 122 – Jeremy Veal, '94-98
- 120 – Jason Braxton, '01-05
- 118 – Donnell Knight, '99-2003
- 118 – Chad Prewitt, '98-02
- 117 – Paul Williams, '79-83
- 116 – Ron Riley, '92-96



TWO-YEAR CAREER RECORDS

Points

1. 1,077 – Bobby Lazor, '97-99
2. 989 – Paul Stovall, '70-72
3. 963 – Freddie Lewis, '64-66
4. 951 – Lionel Hollins, '73-75
5. 915 – Isaac Austin, '89-91
6. 910 – Jim Newman, '56-58
7. 855 – Isaac Burton, '93-95
8. 853 – Curtis Millage, '01-03
9. 765 – Bill Kennedy, '70-72
10. 755 – Jerry Hahn, '60-62

Scoring Average

1. 19.0 – Paul Stovall, '70-72
2. 18.2 – Freddie Lewis, '64-66
3. 17.4 – Bobby Lazor, '97-99
4. 17.0 – Lionel Hollins, '73-75
5. 15.9 – Jim Newman, '56-58
6. 15.0 – Isaac Austin, '89-91
7. 14.7 – Curtis Millage, '01-03
- 14.7 – Bill Kennedy, '70-72
9. 14.3 – Paul Howard, '58-60
10. 14.1 – Jerry Hahn, '60-62

Rebounds

1. 647 – Paul Stovall, '70-72
2. 553 – Jerry Hahn, '60-62
3. 512 – Bobby Lazor, '97-99
4. 484 – Lester Neal, '91-93
5. 454 – Isaac Austin, '89-91


6. 403 – Ken Gray, '72-74
7. 373 – Rhea Taylor, '70-72
8. 345 – Mike Lange, '65-67
9. 344 – Freddie Lewis, '64-66
10. 342 – Rodger Farrington, '95-97

Rebound Average

1. 12.4 – Paul Stovall, '70-72
2. 10.0 – Jerry Hahn, '60-62
3. 8.3 – Bobby Lazor, '97-99
4. 8.2 – Lester Neal, '91-93
5. 7.6 – Mike Lange, '65-67
6. 7.4 – Isaac Austin, '89-91
7. 7.3 – Ken Gray, '72-74
8. 7.2 – Rhea Taylor, '70-72
9. 6.5 – Freddie Lewis, '64-66

Field Goals

1. 388 – Lionel Hollins, '73-75
2. 379 – Bobby Lazor, '97-99
3. 375 – Paul Stovall, '70-72
4. 353 – Isaac Austin, '89-91
5. 341 – Freddie Lewis, '64-66
6. 325 – Paul Howard, '58-60
7. 309 – Bill Kennedy, '70-72
8. 308 – Rhea Taylor, '70-72
9. 304 – Jim Newman, '56-58
10. 301 – Curtis Millage, '01-03



Bobby Lazor (B.S., Marketing, 1998) scored 1,077 points in his two years. Lazor was the Playboy Scholar-Athlete of the Year in 1998-99.

Field Goal Percentage

1. 60.1 – Trent Edwards, '87-89
2. 55.9 – Isaac Austin, '89-91
3. 55.6 – Lester Neal, '91-93
4. 52.4 – Paul Stovall, '70-72
5. 52.3 – Bobby Lazor, '97-99
6. 52.0 – Ken Gray, '72-74
7. 51.4 – Rudy White, '71-73
8. 50.7 – Jerry Hahn, '60-62
9. 50.6 – Bill Kennedy, '70-72
10. 49.4 – Rodger Farrington, '95-97

Free Throws

1. 283 – Bobby Lazor, '97-99
2. 281 – Freddie Lewis, '64-66
3. 239 – Paul Stovall, '70-72
4. 209 – Isaac Austin, '89-91
5. 208 – Isaac Burton, '93-95
6. 202 – Jim Newman, '56-68
7. 183 – Curtis Millage, '01-03
8. 175 – Lionel Hollins, '73-75
9. 157 – Trent Edwards, '87-89
- Jerry Hahn, '60-62

Free Throw Percentage

1. 81.6 – Roy Joshua, '77-79
2. 81.2 – Chris Beasley, '82-84
3. 80.9 – Isaac Burton, '93-95
4. 79.4 – Freddie Lewis, '64-66
5. 79.1 – Jamal Hill, '02-04
6. 77.7 – Ahlon Lewis, '96-98
7. 76.3 – Bobby Lazor, '97-99
8. 75.8 – Bill Kennedy, '70-72
9. 73.8 – Steve Moore, '03-05
10. 73.2 – Curtis Millage, '01-03
- 73.2 – Bob Howard, '61-63

Assists

1. 437 – Marcell Capers, '92-95
2. 371 – Ahlon Lewis, '96-98
3. 333 – Lynn Collins, '90-92
4. 233 – Lionel Hollins, '73-75

Blocks

1. 160 – Rodger Farrington, '95-97
2. 60 – Bobby Lazor, '97-99



Curtis Millage (B.I.S., Education and Family Studies, 2006) had one of the best two-year careers in ASU history and helped lead ASU to the 2003 NCAA Tournament. He averaged 14.7 points in his career.

SUN DEVIL FRESHMEN RECORDS



Points Per Game

- 19.0 – Ike Diogu, 2002-03
- 15.4 – Jamal Faulkner, 1990-91
- 13.6 – Byron Scott, 1979-80
- 13.0 – Ron Riley, 1992-93
- 12.6 – Eddie House, 1996-97
- 12.5 – Mario Bennett, 1991-92
- 12.0 – Christian Polk, 2006-07
- 10.9 – Jeff Pendergraph, 2005-06
10.9 – Steve Beck, 1983-84
- 10.10.8 – Tarence Wheeler, 1987-88

Rebounds Per Game

- 7.8 – Ike Diogu, 2002-03
- 6.8 – Mario Bennett, 1991-92
- 6.2 – Jamal Faulkner, 1990-91
- 6.1 – Jeff Pendergraph, 2005-06
- 5.8 – Johnny Nash, 1976-77
- 5.2 – Chris Sandle, 1984-85
- 4.9 – Mark Carlino, 1985-86
4.9 – Eric Holloway, 1983-84
- 4.5 – Steve Beck, 1983-84
- 4.2 – Gary Jackson, 1972-73

Field Goal Percentage (minimum 100 attempts)

- .608 – Ike Diogu, 2002-03 (209-of-344)
- .574 – Mario Bennett, 1991-92 (159-of-277)
- .570 – Dwayne Fontana, 1990-91 (102-of-179)
- .568 – Eric Holloway, 1983-84 (79-of-139)
- .520 – Shawn Redhage, 1999-2000 (103-of-198)
- .500 – Byron Scott, 1979-80 (66-of-132)
- .494 – Jeff Pendergraph, 2005-06 (115-of-233)
- .492 – Jamal Faulkner, 1990-91 (189-of-384)
- .487 – Mark Carlino, 1985-86 (55-of-113)
- .479 – Steve Beck, 1983-84 (116-of-242)

Free Throw Percentage (minimum 35 attempts)

- .851 – Steve Beck, 1983-84 (63-of-74)
- .831 – Shawn Redhage, 1999-2000 (59-of-71)
- .825 – Jeremy Veal, 1994-95 (33-of-40)
- .821 – Johnny Nash, 1976-77 (55-of-67)
- .795 – Kevin Kruger, 2003-04 (35-of-44)
- .791 – Christian Polk, 2006-07 (34-of-43)
- .778 – Derek Glasser, 2006-07 (35-of-45)
- .737 – Fat Lever, 1978-79 (28-of-38)
- .735 – Ike Diogu, 2002-03 (180-of-245)
- .733 – Byron Scott, 1979-80 (63-of-86)

Three-Pointers Made

- 66 – Ron Riley, 1992-93
- 64 – Christian Polk, 2006-07
- 57 – Eddie House, 1996-97
- 44 – Gee Gervin, 1996-97
44 – Jeremy Veal, 1994-95
- 40 – Stevin Smith, 1990-91
- 39 – Kenny Crandall, 1998-99
- 36 – Jerren Shipp, 2006-07
- 34 – Derek Glasser, 2006-07
- 31 – Kevin Kruger, 2003-2004

Sun Devil Freshmen Records

Total Points

- 607 – Ike Diogu, 2003
462 – Jamal Faulkner, 1991

Field Goals Made

- 209 – Ike Diogu, 2003
189 – Jamal Faulkner, 1991

Field Goals Attempted

- 384 – Jamal Faulkner, 1991

Free Throws Attempted

- 245 – Ike Diogu, 2003
140 – Mario Bennett, 1992

Free Throws Made

- 180 – Ike Diogu, 2003

Three-Point Field Goals Attempted

- 217 – Ron Riley, 1993

Rebounds

- 249 – Ike Diogu, 2003

Assists

- 114 – Bobby Thompson, 1984
108 – Eddie House, 1997

Blocked Shots

- 55 – Mario Bennett, 1992

Steals

- 59 – Eddie House, 1997

Games Played

- 33 – Jeremy Veal, 1995
33 – Mario Bennett, 1992

Minutes Played

- 1,030 – Ike Diogu, 2003
936 – Byron Scott, 1980

Games Started

- 32 – Ike Diogu, 2002-03
- 28 – Shawn Redhage, 1999-2000
– Jamal Faulkner, 1990-91
- 27 – Byron Scott, 1979-80
– Johnny Nash, 1976-77
- 26 – Christian Polk, 2006-07
26 – Ron Riley, 1992-93
- 25 – Mario Bennett, 1991-92
- 23 – Kenny Crandall, 1998-99
- 22 – Jerren Shipp, 2006-07
- 22 – Jeff Pendergraph, 2005-06
- 22 – Eddie House, 1996-97

Minutes Per Game

- 32.3 – Byron Scott, 1979-80
- 32.2 – Ike Diogu, 2002-03
- 30.0 – Jerren Shipp, 2006-07
- 29.5 – Eddie House, 1996-97
- 29.4 – Christian Polk, 2006-07
- 29.1 – Jamal Faulkner, 1990-91
- 28.6 – Johnny Nash, 1976-77
- 28.4 – Kenny Crandall, 1998-99
- 27.9 – Derek Glasser, 2006-07
- 27.3 – Brian Camper, 1989-90

Minutes Per Game (Pac-10 Games)

- 34.2 – Byron Scott, 1979-80
- 33.3 – Ike Diogu, 2002-03
- 32.2 – Derek Glasser, 2006-07
- 32.1 – Jamal Faulkner, 1990-91
- 31.4 – Steve Beck, 1983-84
- 30.2 – Christian Polk, 2006-07
- 29.9 – Bobby Thompson, 1983-84
- 29.3 – Jerren Shipp, 2006-07
- 29.2 – Brian Camper, 1989-90
- 29.1 – Eddie House, 1996-97

Single-Game Points (26 or more points)

- 35 – Mario Bennett vs. #5 Arizona, Feb. 20, 1992
- 31 – Byron Scott vs. #18 Arizona, Feb. 23, 1980
- 29 – Jamal Faulkner vs. #2 Arkansas (NCAA),
March 17, 1991
- 27 – Ike Diogu vs. Oregon (Pac-10 Tournament),
March 13, 2003
27 – Ike Diogu at #9 Oregon, Jan. 4, 2003
27 – Ike Diogu vs. Lafayette, Nov. 30, 2002
27 – Jamal Faulkner at Oregon, Feb. 28, 1991
27 – Byron Scott vs. Arizona, Dec. 27, 1979
- 26 – Ike Diogu at #19 Stanford, Feb. 27, 2003
– Ike Diogu vs. UCLA, Feb. 15, 2003
– Ike Diogu vs. USC, Feb. 13, 2003
– Ike Diogu at Washington State, Feb. 6, 2003

Blocks (1978-79 to present)

- 55 – Mario Bennett, 1991-92
- 33 – Jamal Faulkner, 1990-91
- 31 – Ike Diogu, 2002-03
- 24 – Shawn Redhage, 1999-2000
- 23 – Jeff Pendergraph, 2005-06
- 21 – Tommy Smith, 1999-2000
- 17 – Ron Riley, 1992-93
- 13 – Sylvester Seay, 2005-06
- 13 – Jim Deines, 1981-82
- 12 – Chris Sandle, 1984-85

Single-Game Rebounds

- 18 – Ike Diogu vs. Oregon (Pac-10 Tournament),
March 13, 2003
- 17 – Mario Bennett vs. Oregon, Feb. 1, 1992
- 14 – Ike Diogu vs. Oregon March 6, 2003
– Ike Diogu vs. Stanford, Feb. 1, 2003
– Mario Bennett vs. Lamar, Nov. 26, 1991
- 13 – Wilfried Fameni vs. UC-Riverside, Nov. 29, 2003
– Ike Diogu vs. California, Jan. 30, 2003
– Okeme Oziwo vs. Texas Southern, Nov. 25, 1995
– Mark Carlino vs. Washington State, Feb. 27, 1986
– Mark Carlino vs. UCLA, Feb. 15, 1986
– Eric Holloway at Oklahoma, Dec. 10, 1983

ASU Pacific-10

All-Freshman Selections

Byron Scott (Freshman of the Year).....	1979-80
Steve Beck	1983-84
Chris Sandle	1984-85
Jamal Faulkner (Freshman of the Year).....	1990-91
Dwayne Fontana.....	1990-91
Mario Bennett	1991-92
Ron Riley	1992-93
Eddie House.....	1996-97
Ike Diogu (Freshman of the Year).....	2002-03
Jeff Pendergraph	2005-06



ANNUAL SUN DEVIL LEADERS

Scoring

Year	Player	G	FG	FT	Pts.	Avg.
1952-53	Lester Dean	25	120	87	327	13.1
1953-54	Dick Daugherty	23	152	75	379	16.5
1954-55	Don Weischedel	24	99	126	324	15.9
1955-56	Royce Youree	26	121	121	363	13.9
1956-57	Jim Newman	25	138	113	389	15.6
1957-58	Jim Newman	26	166	89	421	16.1
1958-59	Al Nealey	26	181	100	462	17.7
1959-60	Al Nealey	23	180	63	423	18.4
1960-61	Larry Armstrong	29	235	107	577	19.9
1961-62	Larry Armstrong	27	185	95	465	17.2
1962-63	Joe Caldwell	29	239	93	571	19.7
1963-64	Joe Caldwell	27	231	127	589	21.8
1964-65	Dennis Dairman	27	220	114	554	20.5
1965-66	Freddie Lewis	26	209	173	591	22.7
1966-67	Randy Lindner	26	140	46	326	12.5
1967-68	Seabern Hill	28	172	74	418	14.9
1968-69	Seabern Hill	26	221	86	528	20.2
1969-70	Seabern Hill	26	244	105	593	22.8
1970-71	Paul Stovall	26	162	99	423	16.3
1971-72	Paul Stovall	26	213	140	566	21.3
1972-73	Mike Contreras	28	188	91	497	16.7
1973-74	Lionel Hollins	27	194	79	467	17.3
1974-75	Lionel Hollins	29	194	96	484	16.7
1975-76	Scott Lloyd	27	190	105	489	18.1
1976-77	Mark Landsberger	25	170	89	429	17.2
1977-78	Blake Taylor	27	174	56	390	14.1
1978-79	Tony Zeno	30	154	57	365	12.2
1979-80	Kurt Nimphius	29	185	110	480	16.6
1980-81	Byron Scott	28	197	70	464	16.6
1981-82	Paul Williams	27	189	82	460	17.0
1982-83	Byron Scott	33	283	147	713	21.6
1983-84	Chris Beasley	28	200	112	512	18.3
1984-85	Steve Beck	27	117	69	303	11.2
1985-86	Steve Beck	28	162	94	418	14.9
1986-87	Steve Beck	28	208	72	533	19.0
1987-88	Arthur Thomas	29	149	85	411	14.2
1988-89	Trent Edwards	28	208	130	547	19.5
1989-90	Alex Austin	31	184	108	559	18.0
1990-91	Isaac Austin	30	189	112	490	16.2
1991-92	Jamal Faulkner	29	139	45	365	12.6
1992-93	Stevin Smith	27	171	85	540	20.0
1993-94	Stevin Smith	28	159	103	517	18.5
1994-95	Mario Bennett	33	247	115	617	18.7
1995-96	Ron Riley	27	186	113	543	20.1
1996-97	Jeremy Veal	30	199	106	562	18.7
1997-98	Jeremy Veal	32	244	122	666	20.8
1998-99	Eddie House	30	206	91	568	18.9
1999-00	Eddie House	32	263	137	736	23.0
2000-01	Alton Mason	29	125	106	390	13.4
2001-02	Chad Prewitt	29	166	127	493	17.0
2002-03	Ike Diogu	32	209	180	607	19.0
2003-04	Ike Diogu	27	179	243	615	22.8
2004-05	Ike Diogu	32	229	248	724	22.6
2005-06	Kevin Kruger	28	120	98	419	15.0
2006-07	Jeff Pendergraph	30	145	73	363	12.1

Rebounding

Year	Player	G	Reb.	Avg.
1952-53	Lester Dean	25	108	4.3
1953-54	Not Available			
1954-55	Not Available			
1955-56	Not Available			
1956-57	Garth Wilson	12	132	11.0
1957-58	Al Nealey	26	238	9.1
1958-59	Al Nealey	26	269	10.3
1959-60	Al Nealey	23	273	11.9
1960-61	Tony Cerkenik	29	415	14.3
1961-62	Tony Cerkenik	26	312	12.2
1962-63	Art Becker	29	325	11.2
1963-64	Joe Caldwell	27	330	12.2
1964-65	Dennis Hamilton	27	216	8.0
1965-66	Dennis Hamilton	26	220	8.5
1966-67	Bob Edwards	26	188	7.2
1967-68	Bob Edwards	28	238	8.5
1968-69	Gerhard Schreuer	26	211	8.5
1969-70	Gerhard Schreuer	26	292	11.2
1970-71	Paul Stovall	26	296	11.4
1971-72	Paul Stovall	26	351	13.5
1972-73	Ron Kennedy	27	234	8.7
1973-74	Mark Wasley	27	186	6.9
1974-75	Jack Schrader	29	215	7.4
1975-76	Scott Lloyd	27	208	7.7
1976-77	Mark Landsberger	25	359	14.4
1977-78	Tony Zeno	27	235	8.7
1978-79	Tony Zeno	30	277	9.2
1979-80	Kurt Nimphius	29	277	9.6
1980-81	Alton Lister	26	251	9.7
1981-82	Paul Williams	27	157	5.8
1982-83	Paul Williams	33	233	7.1
1983-84	Jim Deines	28	189	6.8
1984-85	Jim Deines	27	171	6.3
1985-86	Mark Carlino	27	133	4.9
1986-87	Tarre Isiah	28	173	6.2
1987-88	Mark Becker	27	148	5.5
1988-89	Trent Edwards	28	230	8.2
1989-90	Alex Austin	31	239	7.7
1990-91	Isaac Austin	30	262	8.7
1991-92	Lester Neal	31	232	7.5
1992-93	Lester Neal	28	252	9.0
1993-94	Dwayne Fontana	28	240	8.6
1994-95	Mario Bennett	33	271	8.2
1995-96	Ron Riley	27	177	6.1
1996-97	Rodger Farrington	27	193	7.1
1997-98	Bobby Lazor	32	251	7.8
1998-99	Bobby Lazor	30	261	8.7
1999-00	Awwee Storey	32	243	7.6
2000-01	Awwee Storey	29	263	9.1
2001-02	Chad Prewitt	29	211	7.3
2002-03	Ike Diogu	32	249	7.8
2003-04	Ike Diogu	27	241	8.9
2004-05	Ike Diogu	32	312	9.8
2005-06	Jeff Pendergraph	27	165	6.1
2006-07	Jeff Pendergraph	30	272	9.1



Chad Prewitt

Field Goal Percentage

Year	Player	G	FGA	FGM	Pct.
1952-53	Bradley Morris	25	165	86	.485
1953-54	Don Weischedel	23	163	74	.430
1954-55	Don Weischedel	24	227	99	.436
1955-56	Tom Futch	20	141	63	.446
1956-57	Jim Newman	25	308	138	.448
1957-58	Jim Newman	26	330	166	.508
1958-59	Bill Pryor	26	175	77	.440
1959-60	Al Nealey	26	351	180	.513
1960-61	Tony Cerkenik	29	237	118	.498
1961-62	Tony Cerkenik	26	181	101	.558
1962-63	Art Becker	29	404	225	.557
1963-64	Art Becker	27	425	209	.492
1964-65	John Myers	27	216	114	.528
1965-66	John Myers	26	241	123	.510
1966-67	Bob Edwards	26	201	91	.453
1967-68	Bob Edwards	28	173	83	.480
1968-69	Roger Detter	26	239	122	.510
1969-70	Dave Hullman	26	169	96	.568
1970-71	Paul Stovall	26	303	162	.534
1971-72	Paul Stovall	26	412	213	.517
1972-73	Mike Contreras	28	344	188	.547
1973-74	Ron Kennedy	27	198	105	.530
1974-75	Jack Schrader	29	217	120	.553
1975-76	Scott Lloyd	27	335	190	.535
1976-77	James Holliman	28	319	166	.520
1977-78	Kurt Nimphius	27	176	98	.537
1978-79	Kurt Nimphius	30	180	105	.583
1979-80	Kurt Nimphius	29	304	185	.609
1980-81	Alton Lister	26	282	158	.560
1981-82	Warren Everett	27	115	60	.522
1982-83	Paul Williams	33	507	264	.521
1983-84	Eric Holloway	26	139	79	.568
1984-85	Jim Deines	27	169	91	.539
1985-86	Arthur Thomas	28	123	236	.521
1986-87	Arthur Thomas	27	285	140	.491
1987-88	Eric Holloway	25	241	128	.531
1988-89	Trent Edwards	28	330	208	.630
1989-90	Isaac Austin	31	300	164	.547
1990-91	Isaac Austin	30	331	189	.571
1991-92	Mario Bennett	33	227	159	.574
1992-93	Dwayne Fontana	26	290	162	.559
1993-94	Mario Bennett	21	226	134	.593
1994-95	Mario Bennett	33	417	247	.592
1995-96	Rodger Farrington	27	163	88	.540
1996-97	Rodger Farrington	27	240	111	.463
1997-98	Bobby Lazor	32	351	196	.558
1998-99	Mike Batiste	22	302	153	.507
1999-00	Shawn Redhage	32	198	103	.520
2000-01	Tommy Smith	29	185	105	.568
2001-02	Shawn Redhage	29	112	59	.527
2002-03	Ike Diogu	32	344	209	.608
2003-04	Ike Diogu	27	338	179	.530
2004-05	Ike Diogu	31	398	229	.575
2005-06	Jeff Pendergraph	27	233	115	.494
2006-07	Jeff Pendergraph	30	263	145	.551

Free Throw Percentage

Year	Player	G	FTA	FTM	Pct.
1952-53	Bradley Morris	25	112	82	.732
1953-54	Dick Daugherty	23	86	78	.872
1954-55	Don Weischedel	24	154	126	.811
1955-56	Royce Youree	26	156	121	.775
1956-57	Royce Youree	25	171	135	.789
1957-58	Royce Youree	25	137	106	.773
1958-59	Paul Denham	25	131	106	.809
1959-60	Larry Armstrong	23	136	99	.728
1960-61	Jerry Hahn	29	121	89	.736
1961-62	Larry Armstrong	27	118	95	.805
1962-63	Art Becker	29	124	104	.839
1963-64	Dennis Hamilton	27	73	62	.849
1964-65	Dennis Hamilton	27	110	86	.782
1965-66	Dennis Hamilton	26	138	113	.819
1966-67	Roger Detter	26	74	62	.838
1967-68	Jeff Mackey	28	59	47	.797
1968-69	Roger Detter	26	83	69	.832
1969-70	Seabern Hill	26	143	105	.735
1970-71	Rhea Taylor	26	86	66	.767
1971-72	Bill Kennedy	26	88	67	.763
1972-73	Mike Contreras	28	110	91	.827
1973-74	Mike Moon	27	69	53	.768
1974-75	Jack Schrader	29	56	43	.768
1975-76	Rick Taylor	27	106	84	.792
1976-77	James Holliman	28	92	79	.859
1977-78	Rick Taylor	27	105	125	.840
1978-79	Roy Joshua	30	52	42	.808
1979-80	Byron Scott	29	86	63	.733
1980-81	Paul Williams	28	50	38	.760
1981-82	Lafayette Lever	27	143	117	.818
1982-83	Byron Scott	33	188	147	.782
1983-84	Chris Beasley	28	128	112	.875
1984-85	Bobby Thompson	28	91	73	.802
1985-86	Steve Beck	28	117	94	.803
1986-87	Steve Beck	28	88	72	.818
1987-88	Arthur Thomas	29	108	85	.787
1988-89	Alex Austin	28	80	69	.863
1989-90	Alex Austin	31	131	108	.824
1990-91	Tarence Wheeler	30	115	88	.765
1991-92	Stevin Smith	30	87	76	.874
1992-93	Stevin Smith	27	109	85	.780
1993-94	Isaac Burton	28	119	100	.840
1994-95	Isaac Burton	33	138	108	.783
1995-96	Jeremy Veal	27	94	77	.819
1996-97					

ANNUAL SUN DEVIL LEADERS



Assists

Year	Player	Games	A	Avg.
1968-69	Roger Detter	26	67	2.6
1969-70	Jim Owens	26	65	2.5
1970-71	Jim Owens	26	59	2.3
1971-72	Mike Conteras	26	80	3.0
1972-73	Jim Owens	28	86	3.0
1973-74	Lionel Hollins	27	84	3.1
1974-75	Lionel Hollins	29	149	5.1
1975-76	Gary Jackson	27	69	2.6
1976-77	James Holliman	28	90	3.2
1977-78	Rick Taylor	27	78	2.9
1978-79	Greg Goorjian	30	91	3.0
1979-80	Lafayette Lever	29	141	4.9
1980-81	Lafayette Lever	28	147	5.3
1981-82	Lafayette Lever	27	105	3.9
1982-83	Byron Scott	33	140	4.2
1983-84	Bobby Thompson	28	114	4.1
1984-85	Bobby Thompson	28	152	5.4
1985-86	Bobby Thompson	28	113	4.0
1986-87	Arthur Thomas	27	78	2.9
1987-88	Tarence Wheeler	29	129	4.4
1988-89	Alex Austin	28	119	4.3
1989-90	Mike Redhair	31	185	6.0
1990-91	Lynn Collins	30	156	5.2
1991-92	Lynn Collins	29	177	6.1
1992-93	Marcell Capers	28	200	7.1
1993-94	Stevin Smith	28	142	5.1
1994-95	Marcell Capers	33	233	7.1
1995-96	Quincy Brewer	27	115	4.3
1996-97	Jeremy Veal	30	142	4.7
1997-98	Ahlon Lewis	32	294	9.2
1998-99	Alton Mason	29	119	4.1
1999-00	Eddie House	32	111	3.5
2000-01	Alton Mason	29	109	3.8
2001-02	Curtis Millage	29	72	2.5
2002-03	Kyle Dodd	32	104	3.3
2003-04	Jason Braxton	27	130	4.8
2004-05	Jason Braxton	32	115	3.6
2005-06	Antwi Atuahene	28	108	3.9
2006-07	Derek Glasser	30	97	3.2

Steals

Year	Player	Games	Steals
1978-79	Blake Taylor	30	45
1979-80	Lafayette Lever	29	57
1980-81	Lafayette Lever	28	74
1981-82	Lafayette Lever	27	76
1982-83	Dennis Scott	33	59
1983-84	Bobby Thompson	28	40
1984-85	Bobby Thompson	28	34
1985-86	Steve Beck	28	33
1986-87	Steve Beck	28	46
1987-88	Tarence Wheeler	29	38
1988-89	Mark Becker	18	37
1989-90	Alex Austin	31	47
1990-91	Lynn Collins	30	44
1991-92	Stevin Smith	30	66
1992-93	Marcell Capers	28	73
1993-94	Stevin Smith	28	70
1994-95	Ron Riley	33	69
1995-96	Ron Riley	27	48
1996-97	Eddie House	30	59
1997-98	Eddie House	32	64
1998-99	Eddie House	30	61
1999-00	Eddie House	32	74
2000-01	Alton Mason	29	48
2001-02	Curtis Millage	29	46
2002-03	Curtis Millage	29	45
2003-04	Jason Braxton	27	55
2004-05	Jason Braxton	32	45
2005-06	Kevin Kruger	28	42
2006-07	Jerren Shipp	30	30

Three-Point Shots Made

Year	Player	Games	3-Point M	3-Point A
1986-87	Steve Beck	28	45	110
1987-88	Tarence Wheeler	29	58	128
1988-89	Alex Austin	28	49	112
1989-90	Alex Austin	31	83	235
1990-91	Tarence Wheeler	30	66	171
1991-92	Stevin Smith	30	74	212
1992-93	Stevin Smith	27	113	300
1993-94	Stevin Smith	28	96	260
1994-95	Ron Riley	33	80	222
1995-96	Jeremy Veal	27	66	182
1996-97	Jeremy Veal	30	58	131
1997-98	Jeremy Veal	32	56	133
1998-99	Eddie House	30	65	167
1999-00	Eddie House	32	73	200
2000-01	Alton Mason	29	34	117
2001-02	Kenny Crandall	23	35	81
2002-03	Curtis Millage	29	36	109
2003-04	Stevie Moore	27	48	148
2004-05	Kevin Kruger	32	69	195
2005-06	Kevin Kruger	28	81	201
2006-07	Christian Polk	30	64	203

Blocks

Year	Player	Games	Blocks
1978-79	Alton Lister	29	44
1978-79	Kurt Nimphius	30	44
1979-80	Alton Lister	27	55
1980-81	Alton Lister	26	49
1981-82	Corey McMullen	23	19
1981-82	Warren Everett	27	19
1982-83	Phil McKinney	30	24
1983-84	Jim Deines	28	23
1984-85	Jon Taylor	24	42
1985-86	Tarre Isiah	28	21
1986-87	Tarre Isiah	28	14
1987-88	Joey Johnson	27	25
1988-89	Trent Edwards	28	14
1989-90	Isaac Austin	31	20
1990-91	Jamal Faulkner	30	33
1991-92	Mario Bennett	33	55
1992-93	Dwayne Fontana	26	18
1993-94	Mario Bennett	21	21
1994-95	Mario Bennett	33	115
1995-96	Rodger Farrington	27	47
1996-97	Rodger Farrington	27	113
1997-98	Mike Batiste	32	51
1998-99	Bobby Lazor	30	21
1999-00	Shawn Redhage	32	24
2000-01	Tommy Smith	29	43
2001-02	Tommy Smith	29	34
2002-03	Tommy Smith	32	69
2003-04	Ike Diogu	27	47
2004-05	Ike Diogu	32	75
2005-06	Jeff Pendergraph	27	23
2006-07	Jeff Pendergraph	30	22

Average Minutes Per Game

Year	Name	Games	Min/Game
1962-63	Joe Caldwell	29	35.2
1963-64	Joe Caldwell	27	35.7
1964-65	Dennis Hamilton	27	33.4
1964-65	Freddie Lewis	27	33.4
1965-66	Freddie Lewis	26	38.1
1966-67	Roger Detter	26	31.8
1967-68	Roger Detter	28	27.4
1968-69	Seabern Hill	26	37.0
1969-70	Seabern Hill	26	37.2
1970-71	Paul Stovall	26	28.7
1971-72	Mike Moon	15	31.3
1972-73	Jim Owens	28	32.8
1973-74	Lionel Hollins	27	31.1
1974-75	Lionel Hollins	29	31.4
1975-76	Scott Lloyd	27	30.7
1975-76	Blake Taylor	27	30.7
1976-77	Mark Landsberger	25	35.5
1977-78	Blake Taylor	27	33.0
1978-79	Tony Zeno	30	27.1
1979-80	Kurt Nimphius	29	36.7
1980-81	Lafayette Lever	28	37.1
1981-82	Lafayette Lever	27	38.2
1982-83	Dennis Scott	33	36.5
1983-84	Chris Beasley	28	35.0
1984-85	Bobby Thompson	28	31.6
1985-86	Steve Beck	28	30.7
1986-87	Steve Beck	28	34.0
1987-88	Arthur Thomas	29	30.9
1988-89	Alex Austin	28	35.1
1989-90	Alex Austin	31	37.9
1990-91	Lynn Collins	30	30.8
1991-92	Lynn Collins	29	34.1
1992-93	Stevin Smith	27	34.2
1993-94	Stevin Smith	28	38.5
1994-95	Mario Bennett	33	34.3
1995-96	Jeremy Veal	27	34.2
1996-97	Jeremy Veal	30	35.9
1997-98	Jeremy Veal	32	37.5
1998-99	Eddie House	30	36.9
1999-00	Eddie House	32	37.2
2000-01	Alton Mason	29	32.0
2001-02	Curtis Millage	29	30.1
2002-03	Curtis Millage	29	33.7
2003-04	Ike Diogu	27	36.9
2004-05	Ike Diogu	32	36.4
2005-06	Kevin Kruger	28	39.0
2006-07	Jeff Pendergraph	30	33.6



100-POINT GAMES



ARIZONA STATE (97 TIMES)

ASU-OPP

130-65	ASU defeated Pasadena College (1961-62)
127-95	ASU defeated Oklahoma (1963-64)
124-73	ASU defeated DePauw (1970-71)
123-85	ASU defeated Delaware State (1997-98)
122-70	ASU defeated Houston Baptist (1996-97)
121-90	ASU defeated Washington (1988-89)
121-79	ASU defeated Western New Mexico (1963-64)
119-70	ASU defeated Tulane (1973-74)
119-103	ASU defeated UTEP (1960-61)
118-77	ASU defeated NAU (1990-91)
117-77	ASU defeated Northern Arizona (1970-71)
117-79	ASU defeated San Diego State (1970-71)
115-92	ASU defeated Portland State (1976-77)
114-66	ASU defeated Cal St.-Los Angeles (1961-62)
114-80	ASU defeated Northern Arizona (1960-61)
113-74	ASU defeated Hawaii (1965-66)
112-83	ASU defeated Arizona (1970-71)
112-78	ASU defeated Pepperdine (1958-59)
111-108	ASU defeated California (1999-2000)
111-78	ASU defeated La Salle (1997-98)
111-69	ASU defeated Jacksonville (1996-97)
110-80	ASU defeated BYU (1974-75)
110-77	ASU defeated BYU (1973-74)
110-105	ASU defeated Arizona (1972-73)
110-82	ASU defeated Whittier (1968-69)
110-85	ASU defeated BYU (1963-64)
110-50	ASU defeated Hardin-Simmons (1961-62)
109-87	ASU defeated Stanford (1992-93)
109-94	ASU defeated BYU (1968-69)
109-88	ASU defeated Northern Arizona (1961-62)
109-114	Cal St.-Los Angeles defeated ASU (1959-60)
108-95	ASU defeated Arizona (1973-74)
108-78	ASU defeated USC (2002-03)
108-70	ASU defeated West Texas State (1960-61)

Arizona State has an all-time record of 92-5 when scoring 100 or more points. The most points ASU has ever scored in a loss is 109, vs. Cal State L.A. in 1960.

108-60	ASU defeated Loyola (Marymount) (1957-58)
107-88	ASU defeated Wagner (1997-98)
107-74	ASU defeated Montana St. (1990-91)
107-93	ASU defeated Wyoming (1976-77)
107-92	ASU defeated Arizona (1974-75)
107-96	ASU defeated Murray St. (1964-65)
107-103	ASU defeated West Texas State (1961-62)
107-77	ASU defeated New Mexico Highlands (1957-58)
106-95	ASU defeated BYU (1993-94)
106-91	ASU defeated Indiana State (1988-89)
106-66	ASU defeated Manhattan (1986-87)
106-62	ASU defeated Denver (1961-62)
106-41	ASU defeated Northern Arizona (1961-62)
105-71	ASU defeated U.S. International (1983-84)
105-96	ASU defeated Boston College (1977-78)
105-122	Wichita St. defeated ASU (1967-68)
105-83	ASU defeated Cal St.-Los Angeles (1958-59)
104-75	ASU defeated UCLA (1999-2000)
104-80	ASU defeated Stanford (1987-88)
104-64	ASU defeated Oregon (1980-81)
104-100	ASU defeated New Mexico (1978-79)
104-82	ASU defeated Denver (1976-77)
104-80	ASU defeated Colorado State (1974-75)
104-71	ASU defeated Idaho (1973-74)
104-73	ASU defeated Utah (1972-73)
104-72	ASU defeated Northern Arizona (1972-73)

104-87	ASU defeated BYU (1962-63)
104-86	ASU defeated Loyola (Chicago) (1970-71)
104-68	ASU defeated West Texas State (1959-60)
104-103	ASU defeated Arizona (1954-55)
103-63	ASU defeated American-P.R. (1999-2000)
103-77	ASU defeated Texas Southern (1995-96)
103-98	ASU defeated Arizona (1994-95)
103-73	ASU defeated Texas A & M (1994-95)
103-88	ASU defeated Oregon (1992-93)
103-81	ASU defeated Duquesne (1992-93)
103-67	ASU defeated Whittier (1974-75)
103-78	ASU defeated Oklahoma City (1972-73)
103-85	ASU defeated Colorado State (1970-71)
103-91	ASU defeated Utah State (1968-69)
103-78	ASU defeated Utah (1963-64)
102-111	BYU defeated ASU (1971-72)
102-112	Utah State defeated ASU (1969-70)
102-111	BYU defeated ASU (1964-65)
102-93	ASU defeated Rhode Island (1964-65)
102-90	ASU defeated Eastern Michigan (1997-98)
102-84	ASU defeated USC (1992-93)
101-67	ASU defeated BYU (1968-69)
101-83	ASU defeated Pepperdine (1967-68)
101-94	ASU defeated BYU (1965-66)
101-72	ASU defeated Chaminade (2002-03)
101-72	ASU defeated Kent State (1960-61)
101-72	ASU defeated New Mexico Highlands (1959-60)
101-71	ASU defeated West Texas State (1957-58)
101-70	ASU defeated San Diego Navy (1954-55)
100-85	ASU defeated USC (2003-04)
100-62	ASU defeated Prairie View A & M (2001-02)
100-81	ASU defeated California (1994-95)
100-84	ASU defeated Detroit Mercy (1992-93)
100-81	ASU defeated Cal State Northridge (1993-94)
100-71	ASU defeated S. Utah (1990-91)
100-72	ASU defeated Oregon (1979-80)
100-76	ASU defeated Hardin-Simmons (1959-60)

OPPONENTS (58 Times)

OPP-ASU

127-99	Lost at Arizona (1997-98)
122-105	Lost at Wichita State (1967-68)
120-85	Lost at Wyoming (1965-66)
117-71	Lost at USC (1997-98)
116-80	Lost at Arizona (1992-93)
114-96	Lost to San Francisco (1976-77)
114-109	Lost to Cal St.-L.A. (1959-60)
113-63	Lost to Texas Tech (1955-56)
112-102	Lost to Utah State (1969-70)
112-94	Lost to Wyoming (1969-70)
112-81	Lost to Colorado (1968-69)
111-102	Lost to Brigham Young (1971-72)
111-102	Lost to Brigham Young (1964-65)
110-93	Lost to Brigham Young (1966-67)
109-74	Lost to Arizona (1988-89)
109-77	Lost to Utah (1967-68)
108-111	ASU defeated California (1999-2000)
108-76	Lost to Kansas (2002-03)
108-76	Lost to Arizona (1995-96)
108-98	Lost to Brigham Young (1992-93)
108-93	Lost to Oregon State (1982-83)
108-64	Lost to Texas-El Paso (1969-70)

In his 442-game coaching career, only three teams have scored 100 points against Herb Sendek. No team has posted triple digits against Sendek in the past 168 games.

108-95	Lost to USC (1969-70)
107-93	Lost to Utah (1969-70)
107-76	Lost to UCLA (1964-65)
107-81	Lost to Texas Tech (1954-55)
106-81	Lost to Arizona (2003-04)
106-97	Lost to Utah (1970-71)
106-90	Lost to Brigham Young (1963-64)
106-85	Lost to Northern Arizona (1955-56)
105-85	Lost to Northern Arizona (1955-56)
105-110	ASU defeated Arizona (1972-73)
105-83	Lost to New Mexico (1967-68)
105-82	Lost to Wyoming (1964-65)

104-87	Lost to Utah (1968-69)
104-91	Lost to Brigham Young (1964-65)
104-76	Lost to West Texas State (1953-54)
104-69	Lost to Miami (Ohio) (1953-54)
103-90	Lost to Oregon (2001-02)
103-78	Lost to Washington State (1995-96)
103-92	Lost to New Mexico (1977-78)
103-107	ASU defeated W. Texas St. (1961-62)
103-119	ASU defeated UTEP (1960-61)
103-98	Lost to West Texas State (1958-59)
103-104	ASU defeated Arizona (1954-55)
102-94	Lost to UCLA (1997-98)
102-90	Lost to San Francisco (1977-78)
102-89	Lost to Brigham Young (1968-69)
102-83	Lost to Utah (1965-66)
102-89	Lost to Utah (1961-62)
101-73	Lost to Arizona (1987-88)
101-74	Lost to Kansas State (1977-78)
101-91	Lost to Northwestern (1969-70)
101-68	Lost to Houston (1958-59)
100-104	ASU defeated New Mexico (1978-79)
100-91	Lost to Colorado State (1977-78)
100-96	Lost to Seattle (1963-64)
100-93	Lost to West Texas State (1955-56)



OVERTIME GAMES/BIGGEST WINS, LOSSES

1962-63			
H	Wichita	L	90-92
H	Denver	W	79-72
T-N	Utah State	W	79-75
1965-66			
H	Southern Illinois	W	79-78
1966-67			
H	Brigham Young	L	74-78
1968-69			
T-A	Oregon State	L	42-46
1969-70			
T-N	Rice	W	77-70
1973-74			
T-A	Oklahoma State	L	72-77
1976-77			
A	Arizona	L	91-92
H	Brigham Young	W	86-84
H	Arizona	W	95-89
1977-78			
H	Arizona	W	69-64
1978-79			
T-N	Harvard	W	81-77
T-N	Purdue	L	87-92
1979-80			
H	Kansas	W	73-65
A	Oregon State	L	75-82
1980-81			
A	New Mexico	W	86-83
A	Washington State	W	62-59 (2)
H	UCLA	W	78-74 (3)
A	California	W	84-81 (2)
A	Oregon	W	78-77
1981-82			
A	Washington State	L	68-70 (2)
1982-83			
T-A	DePaul	L	72-73
T-N	Texas Tech	W	60-59
A	Oregon	W	81-80
H	Stanford	W	76-72

1983-84			
H	Washington State	W	64-62
1984-85			
A	Oregon State	W	83-82 (2)
H	Oregon	W	65-64
1985-86			
T-N	Louisiana Tech	L	86-87
H	California	W	69-67
A	Stanford	W	77-75 (2)
A	Oregon State	L	69-75
H	UCLA	W	74-73
H	Washington State	W	80-78 (2)
1986-87			
A	San Jose State	W	67-66
A	Stanford	L	92-97
1987-88			
A	Washington State	W	66-65
H	Oregon	L	82-87
1988-89			
T-N	Alabama	L	83-84
H	USC	L	81-84
1989-90			
A	San Francisco	W	70-67 (2)
H	California	L	66-68 (2)
1990-91			
H	USC	W	84-80
H	Oregon	W	87-84
1991-92			
H	San Diego	W	59-56
H	Louisville	L	62-63
1993-94			
H	SMU	W	68-58
H	Villanova	W	73-62

Overtime Record: 46-31 (.597)

Double Overtime Record: 9-2 (.818)


Home Overtime Record: 22-11 (.667)

Road Overtime Record: 19-14 (.576)

1994-95			
H	Texas-San Antonio	L	85-87
H	Washington	W	78-73
A	#6 UCLA	L	77-82
A	#12 Arizona	W	103-98 (2)
1995-96			
H	Oregon State	W	63-58
1996-97			
H	Sam Houston State	W	85-81
H	Oregon State	W	78-75
1997-98			
N	#2 Kansas	L	88-90
A	#4 Stanford	W	90-87
1998-99			
N	Kansas State	L	80-84
A	Texas A&M	W	96-91 (3)
A	#7 UCLA	L	85-88
A	#6 Stanford	L	77-87
1999-2000			
A	California	W	111-108 (2)
A	USC	L	92-95
A	Washington State	W	81-79
A	Oregon State	W	77-74
2000-01			
A	Washington	L	68-70
2001-02			
H	Portland State	L	69-79
2002-03			
N	Utah	W	83-79
A	Washington	W	79-77
2003-04			
H	UCLA	W	74-62
H	USC	L	84-93
2004-05			
N	#14 Washington	L	90-95
2005-06			
H	Minnesota	L	79-85
A	Oregon State	W	65-63
A	California	W	65-64 (2)
2006-07			
H	California	L	62-66

ASU's Largest Margins of Victory

- 65 vs. Pasadena College, 1961-62
(130-65; Feb. 17, 1962)
- 65 vs. Northern Arizona, 1961-62 (106-41)
- 60 vs. Hardin-Simmons, 1961-62 (110-50)
- 55 vs. Cal Poly SLO, 1994-95 (98-43)
- 53 vs. Camp Pendleton, 1948-49 (86-33)
- 52 vs. Houston Baptist, 1996-97 (122-70)
- 51 vs. Washington State, Feb. 7, 2002 (96-45)
- 51 vs. DePaul, 1970-71 (124-73)
- 49 vs. Tulane, 1973-74 (119-70)
- 48 vs. Belmont, 2000-01 (92-44)
- 48 vs. Cal State - L.A., 1961-62 (114-66)
- 48 vs. Loyola Marymount, 1957-58 (108-60)
- 44 vs. Denver, 1961-62 (106-62)
- 42 vs. W. New Mexico, 1963-64 (121-79)
- 42 vs. Jacksonville, 1996-97 (111-69)
- 41 vs. Washington State, Jan. 11, 2003 (96-55)
- 41 vs. Northern Arizona, 1990-91 (118-77)



Johnny Nash shoots over UCLA's Darren Daye in the longest home game in Arizona State history. The Sun Devils won the triple-overtime thriller, 78-74 on Jan. 16, 1981. Nash played all 55 minutes. The game is the only triple-overtime game held in Tempe.

ASU's Largest Margins of Defeat

- 50 vs. Texas Tech, 1955-56, (113-63)
- 48 vs. W. Texas State, 1941-42 (87-39)
- 46 at USC, 1997-98 (117-71)
- 44 vs. New Mexico State, 1950-51 (96-52)
- 44 at UTEP, 1969-70 (108-64)
- 40 at New Mexico, 1966-67 (88-48)
- 40 at Arizona, 1987-88 (99-59)
- 39 vs. Fort Bliss, 1945-46 (72-33)
- 37 at Arizona, 1991-92 (92-55)
- 36 at Arizona, 1992-93 (116-80)

ASU vs. Pac-10 In Overtime

Opponent	ASU Record	Last OT Game
Arizona	3-1	Mar. 11, 1995
California	4-2	Dec. 30, 2006
Oregon	4-2	Feb. 28, 1991
Oregon State	4-3	Mar. 4, 2000
Stanford	3-2	Feb. 25, 1999
UCLA	2-2	Feb. 12, 2004
USC	1-3	Feb. 14, 2004
Washington	2-2	Mar. 10, 2005
Washington State	5-1	Feb. 10, 2000
California	4-2	Dec. 30, 2006
Oregon State	5-3	Jan. 14, 2006

ASU HOLIDAY TOURNAMENT



ASU's 40-Year Holiday Tournament

Arizona State hosted an annual holiday tournament for 40 years. Through the years it operated under several names, such as the Sun Devil Classic (1963-'69 and 1974-'76), the Fiesta Classic (1977-'83), the Cactus Classic (1984-'88), The Tribune Classic (1989-1997) and the Fiesta Bowl Classic (1998-2004) and Sleep America Classic (2005-2006). ASU's annual tourney began in 1963 and ran continuously from 1974-2007.

In the 40 tournaments, a number of outstanding players from around the nation competed in this Tempet tradition. Top names include 2001 NBA first-round draft picks Brandon Armstrong of Pepperdine and Rodney White of Charlotte, Kerry Kittles of Villanova, Earl Boykins of Eastern Michigan, Erick Dampier of Mississippi State, Rick Mount of Purdue, Greg Ballard of Oregon, Rudy Tomjanovich of Michigan, Greg Anderson of Houston, Byron Larkin of Xavier, and Alec Kessler and Litterial Green of Georgia. And, of course, Sun Devil stars like Eddie House, Mario Bennett, Jumpin' Joe Caldwell, Fat Lever, Lionel Hollins, Ron Riley, Byron Scott and 2005 NBA Lottery selection Ike Diogu all were chosen tournament MVPs.

Arizona State won 29 of the 40 events, including 13 of the final 18, with championship victories against Georgia, Texas, Northwestern, Detroit Mercy, Villanova, Vanderbilt, Eastern Michigan, Penn State, Northwestern, Nebraska, Valparaiso and Northern Arizona. ASU advanced to the championship 32 of the final 33 years, and 37 of 40 overall (the only exceptions in 1966, 1969 and 2000). ASU's all-time record in the tournament was 66-14 (.825).

TEAM RECORDS

SCORING

Highest Score (One Team) in Classic: 127 by Arizona State vs. Oklahoma, Dec. 20, 1963.

Highest Combined Score (Both Teams): 222 by Arizona State (127) and Oklahoma (95) 1963.

Most Points Scored in One Tournament: 723 by Arizona State, Michigan State, Oklahoma and California, Dec. 20-21, 1963.

Highest Scoring Average in Classic: 106.5 by Arizona State, 1997

Most Points Scored in Classic: 213 by Arizona State, 1997

FIELD GOALS

Most Field Goals in One Game (One Team): 50 by Michigan State vs. Oklahoma, Dec. 21, 1963.

Most Field Goals in One Game (Both Teams): 86 by Michigan State (50) and Oklahoma (36), Dec. 21, 1963.

Most Field Goals Scored in One Tournament: 285 by Arizona State, New Mexico, San Jose State, and Wichita State, Dec. 1-2, 1978.

FREE THROWS

Most Free Throws in One Game (One Team): 39 (of 48) by Arizona State vs. Oklahoma, Dec. 20, 1963.

Most Free Throw Attempts in One Game (one team): 48 by Arizona State vs. San Diego State, Dec. 4, 1987; 48 by Santa Clara vs. Memphis St., Dec. 5, 1975; and 48 by Arizona State vs. Oklahoma, Dec. 20, 1963.

Most Free Throws in One Tournament: 201 by Arizona State, Michigan State, Oklahoma and California, Dec. 20-21, 1963.

ATTENDANCE

Largest Single Game: 11,367, Dec. 29, 1990, by Michigan vs. Penn and ASU vs. Texas

Largest Tournament: 20,603, Dec. 29-30, 1995, by SMU, Penn, Detroit and ASU

INDIVIDUAL RECORDS

SCORING

Most Points in One Tournament: 77 by Greg Anderson (Houston), Dec. 5-6, 1986.

Most Points in One Game: 42, twice, by Eddie House (ASU) vs. Penn State Dec. 29, 1999, and by Derrick Dial (Eastern Michigan) vs. ASU, Dec. 28, 1997.

Best Scoring Average for One Tournament: 38.5 by Greg Anderson (Houston), Dec. 5-6, 1986.

FIELD GOALS

Most Field Goals in One Game: 18 by Greg Anderson (Houston) vs. ASU, Dec. 6, 1986.

Most Field Goal Attempts in One Game: 30 (made 16) by Pete Gent (Michigan State) vs. Oklahoma, Dec. 21, 1963.

Most Field Goals in One Tournament: 36 by Don Smith (Iowa State), at Phoenix, Dec. 20-21, 1966.

Most Field Goal Attempts in One Tournament: 45 (made 21) by Seabern Hill at Phoenix, Dec. 20-21, 1968.

FREE THROWS

Most Free Throws in One Game: 18 (23 attempts) by Ike Diogu (Arizona State) vs. Western Michigan, Dec. 30, 2003.

Most Free Throw Attempts in One Game: 23 (made 18) by Ike Diogu (Arizona State) vs. Western Michigan, Dec. 30, 2003.

Most Free Throws in One Tournament: 27 (of 30) by Bill Cook (Memphis St.), Dec. 5-6, 1975.

Most Free Throw Attempts in One Tournament: 30 (made 27) by Bill Cook (Memphis St.), Dec. 5-6, 1975.

REBOUNDS

Most Rebounds in One Game: 27 by Mark Landsberger (Arizona State) vs. San Diego St., Dec. 3, 1976.

Most Rebounds in One Tournament: 45 by Mark Landsberger (Arizona State) in 1976.



ASU HOLIDAY TOURNAMENT

2006
 First Round
 Davidson 83 Ohio 74
 Arizona State 71 NC A&T 66
 Consolation
 Ohio 95 NC A & T 83
 Championship
 Davidson 75 Arizona State 70
 All-Tournament Team
 Boris Meno, Davidson; Thomas Sander, Davidson; Jeff Pendergraph, Arizona State; Serge Angounou, Arizona State; Whitney Davis, Ohio
 Outstanding Player: Jason Richards, Davidson

2005
 First Round
 NAU 70 USF 66
 Arizona State 64 Boise State 49
 Consolation
 Boise State 59 USF 58
 Championship
 Arizona State 72 NAU 55
 All-Tournament Team
 Bryson Krueger, Arizona State; Ruben Boykin Jr., Northern Arizona; Steven Sir, Northern Arizona; Coby Karl, Boise State; Alan Wiggins, San Francisco
 Outstanding Player: Kevin Kruger, Arizona State

2004
 First Round
 Valparaiso 69 Penn State 56
 Arizona State 92 Long Island 63
 Consolation
 Penn State 80 Long Island 56
 Championship
 Arizona State 89 Valparaiso 65
 All-Tournament Team
 Marlon Smith, Penn State; Dan Oppland, Valparaiso; Ron Howard, Valparaiso; Steve Moore, Arizona State; Kevin Kruger, Arizona State
 Outstanding Player: Ike Diogu, Arizona State

2003
 First Round
 Western Michigan 76 Winthrop 71
 Arizona State 89 San Diego 70
 Consolation
 Winthrop 70 San Diego 66
 Championship
 Western Michigan 81 Arizona State 76
 All-Tournament Team
 Ike Diogu, Arizona State; Mike Williams, Western Michigan; Stevie Moore, Arizona State; Tyrone Walker, Winthrop; Nick Lewis, San Diego
 Outstanding Player: Ben Reed, Western Michigan

2002
 First Round
 Nebraska 60 UCSB 57
 Arizona State 79 Bucknell 52

Consolation
 Bucknell 67 UCSB 60
 Championship
 Arizona State 75 Nebraska 63
 All-Tournament Team
 Mark Hill, USCB; Boakai Lalugba, Bucknell; Jake Muhleisen, Nebraska; Andrew Drevo, Nebraska; Tommy Smith, Arizona State
 Outstanding Player: Ike Diogu, Arizona State

2001
 First Round
 Northwestern 52 La.-Lafayette 51
 Arizona State 77 Canisius 54
 Consolation
 La.-Lafayette 73 Canisius 70
 Championship
 Arizona State 77 Northwestern 60
 All-Tournament Team
 Hodari Mallory, Canisius; Anthony Johnson, La.-Lafayette; Winston Blake, Northwestern; Tavares Hardy, Northwestern; Curtis Millage, Arizona State
 Outstanding Player: Chad Prewitt, Arizona State

2000
 First Round
 Pepperdine 81 Charlotte 70
 Ohio 75 Arizona State 71
 Consolation
 Arizona State 91 Charlotte 78
 Championship
 Pepperdine 78 Ohio 76 (OT)
 All-Tournament Team
 Kelvin Gibbs, Pepperdine; Brandon Hunter, Ohio; Anthony Jones, Ohio; Shawn Redhage, Arizona State; Rodney White, Charlotte
 Outstanding Player: Brandon Armstrong, Pepperdine

1999
 First Round
 Penn State 83 Manhattan 77
 Arizona State 80 Bucknell 55
 Consolation
 Bucknell 70 Manhattan 66
 Championship
 Arizona State 93 Penn State 85
 All-Tournament Team
 Brian Muckle, Bucknell; Bruce Seals, Manhattan; Joe Crispin, Penn State; Jarrett Stephens, Penn State; Awvee Storey, Arizona State
 Outstanding Player: Eddie House, Arizona State

1998
 First Round
 Arizona State 84 Navy 72
 Alaska-Anchorage 80 SMU 72
 Consolation
 Navy 68 SMU 65
 Championship
 Arizona State 85 Alaska-Anchorage 52

All-Tournament Team
 Mike Batiste, Arizona State; Jim Hajdukovich, Alaska-Anchorage; Eddie House, Arizona State; Ed Kirk, Alaska-Anchorage; Skip Victor, Navy
 Outstanding Player: Bobby Lazor, Arizona State

1997
 First Round
 Eastern Michigan 72 Boston 69
 Arizona State 111 La Salle 78
 Consolation
 Boston 77 La Salle 65
 Championship
 ASU 102 Eastern Michigan 90
 All-Tournament Team
 Mike Batiste, Arizona State; Walter Brown, Boston; Earl Boykins, Eastern Michigan; Derrick Dial, Eastern Michigan; Jeremy Veal, Arizona State
 Outstanding Player: Bobby Lazor, Arizona State

1996
 First Round
 St. Bonaventure 63 UAB 61
 Arizona State 74 William & Mary 54
 Consolation
 UAB 57 William & Mary 55
 Championship
 St. Bonaventure 68 Arizona State 57
 All-Tournament Team
 Mike Batiste, Arizona State; Eddie House, Arizona State; Shandue McNeill, St. Bonaventure; Carlos Williams, UAB; Tim Winn, St. Bonaventure
 Outstanding Player: Rashaan Palmer, St. Bonaventure

1995
 First Round
 Detroit 77 Penn 65
 Arizona State 62 SMU 58
 Consolation
 SMU 79 Penn 67
 Championship
 Detroit 71 Arizona State 66
 All-Tournament Team
 Leon Derricks, Detroit; Tim Krug, Penn; Troy Matthews, SMU; Ron Riley, Arizona State; Jeremy Veal, Arizona State
 Outstanding Player: Carl Pickett, Detroit

1994
 First Round
 Vanderbilt 93 Cleveland St. 64
 Arizona State 65 Pacific 50
 Consolation
 Pacific 94 Cleveland St. 85
 Championship
 Arizona State 67 Vanderbilt 61
 All-Tournament Team
 Corey Anders, Pacific; Craig Caldwell, Cleveland St.; Ronnie McMahan, Vanderbilt; Howard Pride, Vanderbilt; Ron Riley, Arizona State
 Outstanding Player: Mario Bennett, Arizona State

ASU HOLIDAY TOURNAMENT



1993
 First Round
 Villanova 90.....Mississippi State 82
 Arizona State 87.....No. Arizona 71
 Consolation
 Mississippi State 85.....No. Arizona 64
 Championship
 Arizona State 73.....Villanova 62 OT
 All-Tournament Team
 Isaac Burton, Arizona State; Dwayne Fontana, Arizona State; Kerry Kittles, Villanova; Ron Wilson, Villanova
 Outstanding Player: Ron Riley, Arizona State

1992
 First Round
 Detroit Mercy 82.....Richmond 70
 Arizona State 103.....Duquesne 81
 Consolation
 Duquesne 70.....Richmond 65
 Championship
 Arizona State 100.....Detroit Mercy 84
 All-Tournament Team
 Dwayne Fontana, Arizona State; Mark Gilbert; Duquense; Dwayne Kelly, Detroit Mercy; Mike Lovelace, Detroit Mercy; Kenny Wood, Richmond
 Outstanding Player: Stevin Smith, Arizona State

1991
 First Round
 Northwestern 76.....Creighton 57
 Arizona State 78.....Brown 71
 Consolation
 Brown 80.....Creighton 79
 Championship
 Arizona State 81.....Northwestern 62
 All-Tournament Team
 Duan Cole, Creighton; Jamal Faulkner, Arizona State; Charles Howell, Northwestern; Rick Lloyd, Brown; Stevin Smith, Arizona State
 Outstanding Player: Mario Bennett, Arizona State

1990
 First Round
 Texas 76.....Michigan 74
 Arizona State 94.....Penn 62
 Consolation
 Michigan 84.....Penn 62
 Championship
 Arizona State 89.....Texas 82
 All-Tournament Team
 Isaac Austin, Arizona State; Demetrius Calip, Michigan; Dexter Cambridge, Texas; Locksley Collie, Texas; Dwayne Fontana, Arizona State
 Outstanding Player: Jamal Faulkner, Arizona State

1989
 First Round
 Georgia 65.....Wisconsin 64
 Arizona State 92.....Manhattan 70
 Consolation
 Wisconsin 63.....Manhattan 48

Championship
 Arizona State 62.....Georgia 61
 All-Tournament Team
 Matt Anderson, Arizona State; Alec Kessler, Georgia; Litterial Green, Georgia; Danny Jones, Wisconsin; Kurt Portmann, Wisconsin
 Outstanding Player: Alex Austin, Arizona State

1988
 First Round
 UC Santa Barbara 88.....Iowa State 73
 Arizona State 82.....San Francisco 76
 Consolation
 Iowa State 99.....San Francisco 73
 Championship
 UC Santa Barbara 84.....Arizona State 80
 All-Tournament Team
 Victor Alexander, Iowa State; Carrick DeHart, UC Santa Barbara; Trent Edwards, Arizona State; Jay Goodman, Iowa State; Tarence Wheeler, Arizona State
 Outstanding Player: Eric McArthur, UC Santa Barbara

1987
 First Round
 Richmond 64.....Tulsa 60
 Arizona State 91.....San Diego State 68
 Consolation
 Tulsa 67.....San Diego State 59
 Championship
 Richmond 76.....Arizona State 63
 All-Tournament Team
 Arthur Thomas, Arizona State; John Jerome, Arizona State; Rodney Rice, Richmond; Scott Stapleton, Richmond; Tracy Moore, Tulsa
 Outstanding Player: Peter Woolfolk, Richmond

1986
 First Round
 Houston 78.....Mississippi Valley St. 69
 Arizona State 97.....Hawaii 72
 Consolation
 Hawaii 97.....Mississippi Valley State 81
 Championship
 Houston 83.....Arizona State 66
 All-Tournament Team
 Steve Beck, Arizona State; Arthur Thomas, Arizona State; Alan Andrus, Hawaii; George Ivory, Mississippi Valley State; Ricky Winslow, Houston
 Outstanding Player: Greg Anderson, Houston

1985
 First Round
 Arizona State 63.....Fordham 60
 TCU 63.....Brigham Young 50
 Consolation
 Brigham Young 75.....Fordham 72
 Championship
 Arizona State 71.....TCU 68
 All-Tournament Team
 Arthur Thomas, Arizona State; Eric Holloway, Arizona

State; Carl Lott, TCU; Jeff Chatman, Brigham Young; Joe Paterno, Fordham
 Outstanding Player: Chris Sandle, Arizona State

1984
 First Round
 Xavier 87.....George Washington 79
 Arizona State 81.....Lehigh 64
 Consolation
 George Washington 76.....Lehigh 49
 Championship
 Arizona State 71.....Xavier 67
 All-Tournament Team
 Jim Deines, Arizona State; Mike Brown, George Washington; Byron Larkin, Xavier; Mike Polaha, Lehigh
 Outstanding Player: Chris Sandle, Arizona State

1983
 First Round
 Seton Hall 58.....St. Mary's 53
 Arizona State 82.....Western Carolina 67
 Consolation
 Western Carolina 82.....St. Mary's 77
 Championship
 Arizona State 66.....Seton Hall 53
 All-Tournament Team
 Chris Beasley, Arizona State; Billy Jordan, Arizona State; Quinton Lytle, Western Carolina; Tom Brown, Seton Hall
 Outstanding Player: Eric Holloway, Arizona State

1982
 First Round
 Arizona State 79.....Connecticut 64
 South Carolina 67.....Utah 63
 Consolation
 Connecticut 73.....Utah 63
 Championship
 Arizona State 84.....South Carolina 79
 All-Tournament Team
 Paul Williams, Arizona State; Karl Hobbs, Connecticut, Jimmy Foster, South Carolina; Norman Bailey, Connecticut
 Outstanding Player: Byron Scott, Arizona State

1981
 First Round
 Vanderbilt 80.....Cal St.-Long Beach 78
 Arizona State 84.....New Mexico St. 74
 Consolation
 Cal St.-Long Beach 85.....New Mexico St. 70
 Championship
 Arizona State 65.....Vanderbilt 53
 All-Tournament Team
 Warren Everett, Arizona State; Willie Jones, Vanderbilt; Jaime Pena, New Mexico State; Dino Gregory, Cal St.-Long Beach
 Outstanding Player: Lafayette Lever, Arizona State



ASU HOLIDAY TOURNAMENT

1980
 First Round
 Iowa 69 Cincinnati 64
 Arizona State 92 Montana State 71

Consolation
 Cincinnati 77 Montana State 75

Championship
 Arizona State 96 Iowa 88

All-Tournament Team
 David Kennedy, Cincinnati; Vince Brookins, Iowa; Kenny Arnold, Iowa; Sam Williams, Arizona State

Outstanding Player: Byron Scott, Arizona State

1979
 First Round
 Arizona State 92 Southern Illinois 74
 USC 67 Seattle 65 (OT)

Consolation
 Seattle 86 Southern Illinois 74

Championship
 USC 77 Arizona State 66

All-Tournament Team
 Wayne Abrams, Southern Illinois; Jawann Oldham, Seattle; Kurt Nimphius, Arizona State; Don Carfino, USC

Outstanding Player: Purvis Miller, USC

1978
 First Round
 Arizona State 89 San Jose State 74
 New Mexico 95 Wichita State 81

Consolation
 San Jose State 82 Wichita State 80

Championship
 Arizona State 104 New Mexico 100

All-Tournament Team
 Mike Mendez, San Jose State; Alton Lister, Arizona State; Phil Abney, New Mexico; Cheese Johnson, Wichita State

Outstanding Player: Blake Taylor, Arizona State

1977
 First Round
 Arizona State 87 Iowa State 69
 San Francisco 84 Tennessee 75

Consolation
 Tennessee 81 Iowa State 76

Championship
 Arizona State 89 San Francisco 79

All-Tournament Team
 Andrew Parker, Iowa State; Reggie Johnson, Tennessee; James Hardy, San Francisco; Chubby Cox, San Francisco

Outstanding Player: Blake Taylor, Arizona State

1976
 First Round
 Arizona State 86 San Diego State 65
 Oregon 57 Wichita State 49

Consolation
 Wichita State 75 San Diego State 62

Championship
 Oregon 57 Arizona State 47

All-Tournament Team
 Will Connelly, San Diego State; Mike Drummond,

Oregon; Lynbert Johnson, Wichita State; Mark Landsberger, Arizona State

Outstanding Player: Greg Ballard, Oregon

1975
 First Round
 Arizona State 69 Santa Clara 59
 DePaul 100 Memphis State 91

Consolation
 Santa Clara 93 Memphis State 86

Championship
 Arizona State 74 DePaul 67

All-Tournament Team
 Ron Norwood, DePaul; Korky Nelson, Santa Clara; Tony Zeno, Arizona State; Scott Lloyd, Arizona State

Outstanding Player: Bill Cook, Memphis State

1974
 First Round
 Nebraska 67 Cal St.-Long Beach 55
 Arizona State 93 Montana 66

Consolation
 Cal St.-Long Beach 78 Montana 56

Championship
 Arizona State 83 Nebraska 62

All-Tournament Team
 Jerry Fort, Nebraska; Mike Moon, Arizona State; Bob Gross, Cal St.-Long Beach; Scott Lloyd, Arizona State

Outstanding Player: Lionel Hollins, Arizona State

1969
 First Round
 Missouri 67 Arizona State 57
 Washington 86 Northwestern 81

Consolation
 Northwestern 101 Arizona State 91

Championship
 Washington 92 Missouri 80

All-Tournament Team
 Seabern Hill, Arizona State; Steve Hawes, Washington; George Irvine, Washington; Dave Pike, Missouri

Outstanding Player: Don Adams, Northwestern

1968
 First Round
 Purdue 98 California 81
 Arizona State 88 Nebraska 76

Consolation
 California 86 Nebraska 73

Championship
 Arizona State 85 Purdue 80

All-Tournament Team
 Seabern Hill, Arizona State; Herman Gilliam, Purdue; Bob Presley, California; Leroy Chalk, Nebraska

Outstanding Player: Rick Mount, Purdue

1967
 First Round
 Michigan 80 Oregon State 61
 Arizona State 59 Oklahoma State 58

Consolation
 Oregon State 49 Oklahoma State 48

Championship
 Arizona State 92 Michigan 91

All-Tournament Team
 Joe Smith, Oklahoma State; Jim Pitts, Michigan; Bob Edwards, Arizona State; Roger Detter, Arizona State

Outstanding Player: Rudy Tomjanovich, Michigan

1966
 First Round
 Iowa State 89 USC 68
 Texas 93 Arizona State 81

Consolation
 USC 92 Arizona State 60

Championship
 Iowa State 101 Texas 87

All-Tournament Team
 Bill Hewitt, USC; John McConigle, Iowa State; Billy Arnold, Texas; Randy Lindner, Arizona State

Outstanding Player: Don Smith, Iowa State

1965
 First Round
 Seattle 86 Colorado 69
 Arizona State 90 Baylor 87

Consolation
 Colorado 89 Baylor 77

Championship
 Arizona State 84 Seattle 81

All-Tournament Team
 Tom Hatfield, Baylor; Chuck Gardner, Colorado; Malcolm Strong, Seattle; Darrell Hardy, Baylor

Outstanding Player: Freddie Lewis, Arizona State

1964
 First Round
 Murray State 65 Texas-El Paso 58
 Arizona State 88 Washington State 77

Consolation
 Washington State 67 Texas-El Paso 63

Championship
 Arizona State 107 Murray State 96

All-Tournament Team
 Andy Stoglin, Texas-El-Paso; Randy Stoll, Washington State; Freddie Lewis, Arizona State; John Myers, Arizona State

Outstanding Player: Stewart Johnson, Murray State

1963
 First Round
 California 78 Michigan State 58
 Arizona State 127 Oklahoma 95

Consolation
 Michigan State 118 Oklahoma 100

Championship
 Arizona State 71 California 66

All-Tournament Team
 Willie Wilson, Oklahoma; Dan Wolthers, California; Dennis Dairman, Arizona State; Pete Gent, Michigan State

Outstanding Player: Joe Caldwell, Arizona State

ALL-TIMES SERIES RECORDS



Opponent	W	L	Opponent	W	L	Opponent	W	L	Opponent	W	L
Abilene Christian	1	0	Houston	3	3	Northern Arizona	78	58	St. Joseph's	1	0
Air Force	4	1	Houston Baptist	1	0	Northern Colorado	1	0	St. Louis	2	1
Akron	1	1	Idaho	3	0	Northwestern	4	2	St. Mary's	0	1
Alabama	1	1	Idaho State	2	1	Occidental	2	0	St. Michael's	1	0
Alaska-Anchorage	2	0	Illinois	1	2	Ohio	0	2	Stanford	26	36
Alcorn State	1	0	Illinois State	1	0	Ohio State	1	2	Stephen F. Austin	2	0
American P.R.	1	0	Illinois Wesleyan	2	0	Oklahoma	1	1	Syracuse	1	0
Angelo State	1	0	Indiana	0	1	Oklahoma City	1	0	Tempe HS	2	0
Appalachian State	1	0	Indiana State	1	0	Oklahoma State	3	5	Temple	4	1
Arizona	73	138	Iona	0	1	Old Dominion	1	0	Tennessee	0	3
Arizona All-Stars	0	1	Iowa	2	1	Oral Roberts	1	0	Texas	1	3
Arizona Frosh	2	0	Iowa State	1	2	Oregon	34	30	Texas A & M	4	0
Arkansas	0	1	Jackson State	2	0	Oregon State	31	38	Texas Christian	1	2
Arkansas-Little Rock	1	0	Jacksonville	1	0	Pacific	3	3	Texas Southern	1	0
Ball State	1	0	Jerome HS	1	1	Pasadena College	2	0	Texas Tech	19	22
Baylor	2	1	Kansas	4	5	Pasadena Nazarene	0	1	Texas Wesleyan	0	1
Belmont	1	0	Kansas State	4	4	Penn State	2	0	Texas-El Paso	51	45
Boise State	1	0	Kearney State	0	1	Pennsylvania	1	0	Texas-San Antonio	1	1
Boston College	2	1	Kent State	3	1	Pepperdine	6	10	Toledo	0	4
Bradley	1	1	Kentucky	0	3	Phoenix College	12	4	Tulane	1	0
Brigham Young	21	26	La Salle	1	0	Phoenix HS	2	4	Tulsa	0	2
Brown	1	0	Lafayette	1	0	Phoenix Indians	11	1	U.S. International	2	0
Bucknell	2	1	Lamar	1	0	Phoenix JC	2	0	U.S. Marines	1	0
Cal Poly Pomona	4	1	Lehigh	1	0	Portland State	3	2	UC Irvine	2	0
Cal Poly	1	0	Long Beach State	2	2	Prairie View A & M	1	0	UC Riverside	4	0
Cal State Fullerton	2	0	Long Island	1	0	Prescott Cowboys	1	0	UCLA	14	54
Cal State Los Angeles	12	5	Louisiana-Lafayette	1	1	Prescott HS	2	0	UC Santa Barbara	6	2
Cal State Northridge	4	0	Louisiana Tech	0	1	Providence	0	1	UNLV	2	2
Cal State San Bernardino	1	0	Louisville	0	2	Purdue	2	3	Utah	17	25
California	33	30	Loyola (Chicago)	2	0	Regis College	2	0	Utah State	5	8
California Western	1	0	Loyola (Marymount)	10	9	Rhode Island	3	0	Utah Valley State	0	1
Camp Pendleton	2	2	Loyola (New Orleans)	1	0	Rice	1	1	Valparaiso	1	0
Canisius	2	0	Luke Field	2	1	Richmond	0	1	Vanderbilt	3	0
Centenary	1	2	Luke Yellow Jackets	0	1	Rutgers	1	0	Villanova	1	0
Central State	1	0	Maine	1	0	Sacramento State	1	0	Virginia	0	1
Chandler HS	1	0	Manhattan	3	0	Sam Houston State	1	0	Wagner	1	0
Chaminade	3	0	Mankato State	0	1	San Diego	3	0	Washington & Jefferson	0	3
Chapman	0	2	Marist	1	0	San Diego Marines	2	3	Washington (St. Louis)	1	1
Charlotte	1	0	Marquette	0	2	San Diego Navy	1	4	Washington	33	30
Cincinnati	2	1	Marshall	0	1	San Diego State	14	10	Washington State	32	29
Colgate	2	0	Marstons	2	0	San Francisco	3	4	Weber State	1	1
College of Charleston	0	1	Maryland	1	1	San Jose State	8	6	West Texas State	17	18
Colorado	2	2	McNeese State	1	0	Santa Clara	5	2	Western Carolina	1	0
Colorado State	15	7	Memphis	2	1	Seattle	3	6	Western Michigan	0	1
Connecticut	1	2	Mercer	1	0	Seattle Pacific	2	0	Western New Mexico	3	1
Creighton	4	2	Mesa HS	4	4	Seton Hall	1	0	Western State	1	1
Dartmouth	1	0	Miami (Fla.)	2	0	Siena	0	1	Westminster	0	1
Davidson	0	1	Miami (Ohio)	0	2	South Carolina	1	0	Whittier	7	1
Dayton	0	4	Miami HS	1	0	Southern California	30	44	Wichita State	5	6
Delaware State	2	0	Miami Miners	1	0	Southern Illinois	2	1	William & Mary	1	0
Denver	4	1	Michigan	3	0	Southern Methodist	4	0	Williams Field	3	3
DePaul	1	2	Michigan State	0	1	Southern Utah	5	0	Winthrop	1	0
DePauw	1	0	Minnesota	1	4	Southwest Oklahoma State	1	0	Wyoming	17	15
Detroit	2	1	Mississippi	0	1	Southwestern (Texas)	1	0	Xavier	1	1
Dixie College	2	3	Mississippi State	1	0	St. Bonaventure	0	1			
Drake	0	1	Missouri	1	2						
Duquesne	1	1	Montana	3	0						
East Tennessee State	1	0	Montana State	3	0						
Eastern Arizona JC	8	7	Morgan State	1	0						
Eastern Michigan	1	0	Morehead State	1	0						
Fairleigh Dickinson	1	0	Murray State	1	0						
Florida	0	1	Navy	2	0						
Fordham	1	0	Nebraska	3	2						
Fort Bliss	0	1	Nebraska Wesleyan	0	1						
Fresno State	4	2	Nevada	1	0						
Funk Jewelers	0	3	New Mexico	38	41						
Georgetown	0	1	New Mexico Highlands	3	0						
Georgia	1	0	New Mexico Mines	2	2						
Georgia Tech	1	0	New Mexico State	35	34						
Gilbert HS	3	1	New Orleans	2	1						
Globe HS	1	0	Niagara	0	1						
Goldwater	1	0	North Carolina	0	1						
Grand Canyon	1	0	North Carolina A & T	1	0						
Hamline	0	1	North Carolina-Greensboro	0	1						
Hardin-Simmons	22	12	North Carolina State	0	4						
Harvard	1	0	North Texas	2	1						
Hawaii	8	3	Northeast Missouri State	1	0						
Holy Cross	1	1	Northeastern Illinois	1	2						



ASU beat seventh-ranked Arizona on March 12, 1994, to close the regular season.

SERIES HISTORY



Portland State (3-2) 1976-77 W-H 115-92 1997-98 W-H 83-66 1999-00 W-H 79-57 2001-02 L-H 69-79 2006-07 L-H 67-71	1987-88 W-H 91-68 1988-89 W-H 77-72 1992-93 W-H 67-64 1999-00 W-H 99-85 2000-01 L-A 62-64	1990-91 W-H 84-80 1991-92 W-A 88-83 L-H 64-69 L-A 66-81 1992-93 L-A 79-87 W-H 101-67 1993-94 W-A 87-62 L-H 56-68 1994-95 W-H 81-71 W-A 74-70 1995-96 L-H 67-80 W-A 69-66 1996-97 L-A 56-75 L-H 66-72 1997-98 W-H 84-81 L-A 71-117 1998-99 L-A 70-72 L-H 73-84 1999-00 L-A 92-95 W-H 93-81 2000-01 L-H 58-77 L-A 68-80 2001-02 L-H 73-81 L-A 61-83 2002-03 L-A 74-76 W-H 108-78 2003-04 W-A 100-85 L-H 84-93 2004-05 L-H 94-98 L-A 71-82 2005-06 L-H 65-66 W-A 68-65 2006-07 L-A 49-58 W-H 68-58	2000-01 L-H 77-94 L-A 75-99 2001-02 L-A 81-90 L-H 76-81 2002-03 L-H 57-58 L-A 77-88 2003-04 L-H 62-63 L-A 51-81 2004-05 W-A 81-69 W-H 74-67 2005-06 L-H 64-70 L-A 69-82 2006-07 L-H 60-71 L-A 53-63	1933-34 W 53-26 W 43-22 W 67-24 W 64-29 1936-37 W 44-25 W 44-33 L 35-50 L 38-40 L 35-42 W 40-35 1938-39 L 35-57 W 43-37 L 32-40 W 43-27 L 46-63 1939-40 L 46-63 L 50-55 1940-41 W 42-31 W 41-39 W 44-39 W 44-41 1941-42 W 36-28 W 51-40 1946-47 L 55-61 L 54-59 L 53-75 1947-48 W 70-49 W 60-39 1948-49 L 55-56 L 61-67 1949-50 W 80-58 W 73-59 1950-51 W 80-74 L 77-91 1951-52 W 60-56 W 70-52 1952-53 W 90-54 W 73-64 1953-54 L 69-83 W 92-71 1954-55 L 57-73 W 90-77 1955-56 W 74-72 L 84-97 1956-57 W 66-77 W 89-88 1957-58 L 72-73 W 65-62 1958-59 W 75-62 L 66-78 1959-60 W 84-63 W 88-84 1960-61 W 119-103 1961-62 W 62-55 W 68-62 1962-63 W 63-60 W 63-60 L 73-77 1963-64 W 58-56 L 60-73 1964-65 L 67-84 L 67-69 1966-67 L 50-56 L 51-61 1967-68 L 69-87 L 81-85 1968-69 L 83-93 W 95-82 1969-79 L 64-108 L 81-94 1970-71 L 59-74 L 81-83 L 49-70 1971-72 W 77-74 1972-73 W 72-57 W 67-61 1973-74 W 73-53 L 48-82 1974-75 W 61-56 L 70-75 1975-76 L 64-69 L 63-70 1976-77 L 60-69 W 69-54 1977-78 W 79-65 L 51-63 1983-84 L 55-60 1984-85 L 57-68 2004-05 L-N 65-66	San Francisco (3-4) 1964-65 L 75-91 1967-68 L 74-93 1976-77 L 96-114 1977-78 W 89-79 L 90-102 1988-89 W 82-76 1989-90 W 70-67	San Jose State (8-6) 1953-54 L 50-61 1955-56 W 81-62 L 59-68 L 71-82 1956-57 L 52-71 1957-58 L 62-58 1958-59 W-H 62-58 1965-66 W-H 67-62 1966-67 L-A 62-66 1967-68 L-H 75-78 1978-79 W-H 89-74 1985-86 W-H 72-66 1986-87 W-A 67-66 1998-99 W-H 68-49 2006-07 W-H 64-52	Santa Clara (5-2) 1956-57 L-A 47-61 1957-58 L-A 52-62 1958-59 W-H 80-58 1975-76 W-H 69-59 1979-80 W-N 91-74 1999-00 W-H 74-55 2004-05 W-H 68-63	Seattle (3-6) 1954-55 L 80-88 L 86-87 1960-61 W 72-70 L 96-100 1963-64 L 78-79 1964-65 W 84-81 1965-66 L 81-86 1968-69 L 84-89 1970-71 L 84-89 1985-86 W 74-59	Seattle Pacific (2-0) 1975-76 W 90-76 1989-90 W 80-76	Seton Hall (1-0) 1983-84 W 53-50	Siena (0-1) 1951-52 L 56-70	Snow College (0-1) 1940-41 W 44-36	South Carolina (1-0) 1982-83 W 84-79	Southern California (30-44) 1928-29 L-H 19-44 1950-51 L 71-86 1956-57 L 63-67 1960-61 W-N 86-71 1963-64 W-H 71-60 L-A 77-79 1966-67 L-H 60-92 1968-69 L-A 75-92 1969-70 L-H 95-108 1970-71 L-A 68-88 1971-72 W-H 95-78 1973-74 L-A 70-79 1975-76 W-H 71-69 1976-77 W 87-76 1978-79 L-H 85-69 L-A 59-75 1979-80 L-H 66-77 W-A 81-75 W-H 67-57 1980-81 W-H 69-55 W-A 77-61 1981-82 L-A 57-64 W-H 80-62 1982-83 W-H 75-86 L-A 92-94 1983-84 W-H 65-48 W-A 76-73 1984-85 L-H 54-73 L-A 60-76 1985-86 L-A 72-81 W-H 75-67 1986-87 L-H 62-66 W-A 69-62 1987-88 W-H 78-74 L-A 70-74 1988-89 W-A 67-62 L-H 81-84 L-N 82-94 1989-90 L-A 59-69 L-H 63-88	Southern Illinois (2-1) 1965-66 W 79-78 1967-68 L 59-62 1979-80 W 92-74	Southern Methodist (4-0) 1975-76 W-H 88-85 1990-91 W-H 89-79 1993-94 W-H 68-58 1995-96 W-H 62-58	Southern Utah (5-0) 1987-88 W-H 89-74 1990-91 W-H 100-71 1995-96 W-H 82-76 2000-01 W-H 94-72 2005-06 W-H 82-62	Southwestern (Texas) (1-0) 1948-49 W 55-35	S.W. Oklahoma State (1-0) 1938-39 W 50-20	Stanford (26-36) 1957-58 L-A 71-78 1963-64 W-H 61-60 1965-66 W-H 82-71 1966-67 L-A 73-87 1978-79 W-H 80-68 L-A 61-75 1979-80 W-A 70-64 W-H 93-80 1980-81 W-A 84-66 W-H 79-54 1981-82 W-H 66-58 W-A 70-69 1982-83 L-A 80-86 W-H 76-72 1983-84 L-H 58-64 L-A 66-74 1984-85 W-A 89-74 W-H 91-75 1985-86 L-H 59-66 W-A 77-75 1986-87 L-H 65-69 L-A 92-97 1987-88 W-H 104-80 L-A 63-96 1988-89 L-A 65-94 L-H 60-75 1989-90 W-H 64-53 L-A 44-57 1990-91 W-A 58-47 W-H 75-57 1991-92 L-A 73-86 W-H 76-71 1992-93 W-H 109-87 W-A 75-71 1993-94 W-H 78-67 L-A 71-69 1994-95 W-A 75-91 W-H 79-70 1995-96 L-A 70-83 L-H 53-67 1996-97 L-H 65-81 L-A 63-86 1997-98 W-A 90-87 L-H 73-86 1998-99 L-H 63-73 L-A 77-87 1999-00 L-A 67-86 L-H 57-65	Texas (1-3) 1966-67 L 81-93 L 88-89 1990-91 W-H 89-82 1999-00 L-N 71-88	Texas A&M (4-0) 1987-88 W-N 79-73 1994-95 W-N 103-73 1997-98 W-H 83-81 1998-99 W-A 96-91	Texas Christian (1-2) 1982-83 L 76-78 1985-86 W 71-68 1986-87 L 78-96	Texas Southern (1-0) 1995-96 W-H 103-77	Texas Tech (19-22) 1933-34 L 22-30 W 27-21 1934-35 L 23-40 L 31-34 1935-36 W 48-34 L 38-41 1936-37 W 39-38 L 34-36 L 33-46 L 24-45 1938-39 L 33-48 L 27-54 1941-42 W 53-39 L 52-61 1942-43 L 41-46 1946-47 W 45-39 W 53-52 1947-48 W 53-41 W 55-53 1948-49 L 47-51 W 60-47 1949-50 L 53-62 W 64-52 1950-51 L 61-81 W 72-71 1951-52 W 48-47 L 54-75 1952-53 L 66-74 W 80-76 1953-54 L 82-93 L 67-97 1954-55 L 81-107 W 77-75 1955-56 W 84-77 L 63-113 1956-57 L 77-81 L 68-85 1982-83 W 68-66 W 60-59 1987-88 W 79-73 1988-89 W 81-75	1933-34 W 53-26 W 43-22 W 67-24 W 64-29 1936-37 W 44-25 W 44-33 L 35-50 L 38-40 L 35-42 W 40-35 1938-39 L 35-57 W 43-37 L 32-40 W 43-27 L 46-63 1939-40 L 46-63 L 50-55 1940-41 W 42-31 W 41-39 W 44-39 W 44-41 1941-42 W 36-28 W 51-40 1946-47 L 55-61 L 54-59 L 53-75 1947-48 W 70-49 W 60-39 1948-49 L 55-56 L 61-67 1949-50 W 80-58 W 73-59 1950-51 W 80-74 L 77-91 1951-52 W 60-56 W 70-52 1952-53 W 90-54 W 73-64 1953-54 L 69-83 W 92-71 1954-55 L 57-73 W 90-77 1955-56 W 74-72 L 84-97 1956-57 W 66-77 W 89-88 1957-58 L 72-73 W 65-62 1958-59 W 75-62 L 66-78 1959-60 W 84-63 W 88-84 1960-61 W 119-103 1961-62 W 62-55 W 68-62 1962-63 W 63-60 W 63-60 L 73-77 1963-64 W 58-56 L 60-73 1964-65 L 67-84 L 67-69 1966-67 L 50-56 L 51-61 1967-68 L 69-87 L 81-85 1968-69 L 83-93 W 95-82 1969-79 L 64-108 L 81-94 1970-71 L 59-74 L 81-83 L 49-70 1971-72 W 77-74 1972-73 W 72-57 W 67-61 1973-74 W 73-53 L 48-82 1974-75 W 61-56 L 70-75 1975-76 L 64-69 L 63-70 1976-77 L 60-69 W 69-54 1977-78 W 79-65 L 51-63 1983-84 L 55-60 1984-85 L 57-68 2004-05 L-N 65-66	Texas-San Antonio (1-1) 1991-92 W-H 87-62 1994-95 L-H 85-87	Toledo (0-4) 1949-50 L 51-54 1973-74 L 74-81 1981-82 L 67-76 1984-85 L 66-79	Tulane (1-0) 1973-74 W 110-70	Tulsa (0-2) 1958-59 L-A 71-79 2000-01 L-N 67-69	1991-92 W 40-43 1929-30 W 43-39 1931-32 L 21-35
--------------------------------------------------------------------------------------------------------------------------------	-------------------------------------------------------------------------------------------------------	----------------------------------------------------------------------------------------------------------------------------------------------------------------------------------------------------------------------------------------------------------------------------------------------------------------------------------------------------------------------------------------------------------------------------------------------------------------------------------------------------------------------------------------------------------------------------------------------------	--------------------------------------------------------------------------------------------------------------------------------------------------------------------------------------------------------------------------------------------	------------------------------------------------------------------------------------------------------------------------------------------------------------------------------------------------------------------------------------------------------------------------------------------------------------------------------------------------------------------------------------------------------------------------------------------------------------------------------------------------------------------------------------------------------------------------------------------------------------------------------------------------------------------------------------------------------------------------------------------------------------------------------------------------------------------------------------------------------------------------------------------------------------------------------------------------------------------------------------------------------------------------------------------------------------------------------------------------------------------------------------------------------------------------------------------------------------------------------------------------------------------------------------------------------------------------------------------------------	----------------------------------------------------------------------------------------------------------------------------------------------------	---------------------------------------------------------------------------------------------------------------------------------------------------------------------------------------------------------------------------------------------------------------------------------------------------------------------	----------------------------------------------------------------------------------------------------------------------------------------------------------------------	----------------------------------------------------------------------------------------------------------------------------------------------------------------------------------------------	-------------------------------------------------------------	-------------------------------------	--------------------------------	---------------------------------------	-----------------------------------------	------------------------------------------------------------------------------------------------------------------------------------------------------------------------------------------------------------------------------------------------------------------------------------------------------------------------------------------------------------------------------------------------------------------------------------------------------------------------------------------------------------------------------------------------------------------------------------------------------------------------------------------------------------------------------------------------------------------------------------------------------------------------	----------------------------------------------------------------------------------	--------------------------------------------------------------------------------------------------------------	-------------------------------------------------------------------------------------------------------------------------------	-----------------------------------------------	----------------------------------------------	------------------------------------------------------------------------------------------------------------------------------------------------------------------------------------------------------------------------------------------------------------------------------------------------------------------------------------------------------------------------------------------------------------------------------------------------------------------------------------------------------------------------------------------------------------------------------------------------------------------------------------------------------------------------------------------------------------------------------------------------------------------------------------------------------------------------------------------------------------------------------------	-------------------------------------------------------------------------------------	------------------------------------------------------------------------------------------------------	--------------------------------------------------------------------------------	--------------------------------------------	-----------------------------------------------------------------------------------------------------------------------------------------------------------------------------------------------------------------------------------------------------------------------------------------------------------------------------------------------------------------------------------------------------------------------------------------------------------------------------------------------------------------------------------------------------------------------------------------------------------------------------------------------------------------	------------------------------------------------------------------------------------------------------------------------------------------------------------------------------------------------------------------------------------------------------------------------------------------------------------------------------------------------------------------------------------------------------------------------------------------------------------------------------------------------------------------------------------------------------------------------------------------------------------------------------------------------------------------------------------------------------------------------------------------------------------------------------------------------------------------------------------------------------------------------------------------------------------------------------------------------------------------------------------------------------------------------------------------------------------------------------------------------------------------------------------------------------------------------------------------------------------------------------------------------------------------------------------------------------------------------------------------------------	-------------------------------------------------------------------	------------------------------------------------------------------------------------------	----------------------------------	-------------------------------------------------------	-------------------------------------------------------

ALL-TIME SCORES



Wells Fargo Arena had its floor named in honor of ASU legend Ned Wulk in 1999. Wulk was ASU's 2003 inductee into the Pac-10 Hall of Honor.

H — Home A — Away
 N — Neutral Site T — Tournament
 E — Exhibition
 Y — NCAA Tournament Game
 Z — NIT Game

1911-12
 No Record of Scores
 (Won 7, Lost 1)

1912-13
 L 20 Mesa HS 23
 W 17 Tempe HS 16
 L 13 Mesa HS 16
 W 27 ASC 19
 (Won 2, Lost 2)

1913-14
 L 17 Arizona 41
 L 9 Arizona 13

1914-15
 W 24 Mesa HS 14
 W 49 Phoenix YMCA 32
 L 14 Mesa HS 18
 (Won 2, Lost 1)

1917-18
 No Record of Scores
 (Won 13, Lost 7)

1918-19
 L 36 ASC 50
 L 29 Phoenix High 38
 L 38 ASC 63
 W 29 Tempe High 28
 L 27 Phoenix Indian 58
 (Won 1, Lost 4)

1919-20
 No Record of Scores

1920-21
 W 44 Phoenix Indian 14
 W 40 Mesa High 21
 W 29 Phoenix College 27
 W 47 Phoenix Indian 14
 L 31 Mesa High 33
 W 31 Prescott High 20
 W 36 Prescott High 12
 L 12 Phoenix High 20
 W 55 Gilbert High 17
 W 55 Phoenix College 15
 W 42 ASC 13
 (Won 9, Lost 2)

1921-22
 W 55 Mesa High 23
 W 56 Phoenix Indian 18
 W 18 Phoenix High 16
 W 48 Mesa High 42
 W 32 Phoenix Indian 12
 W 30 Phoenix College 13
 W 59 Miami High 30
 W 27 Gilbert High 20
 L 30 Gilbert High 32
 W 46 Gilbert High 40
 W 46 Arizona Frosh 18
 (Won 10, Lost 1)

1922-23
 L 20 Arizona 29
 W 35 Phoenix High 5
 L 22 Arizona 31
 W 41 Phoenix Indian 29
 W 26 Phoenix College 24
 L 28 Phoenix High 35
 W 42 ASC 18
 W 43 Phoenix Indian 19
 (Won 5, Lost 3)

1923-24
 W 29 Phoenix College 20
 L 20 Arizona 39
 (Won 1, Lost 1)

1924-25
 W 46 Phoenix Indian 18
 W 32 Jerome High 21
 L 20 Jerome High 21
 L 16 Arizona 42
 L 17 Arizona 40
 W 28 Phoenix College 7
 L 29 Luke Yellow Jackets 23
 L 15 Phoenix High 17
 W 38 Globe 32
 L 30 E. Arizona JC 31
 L 16 Arizona 17
 (Won 4, Lost 7)

1925-26
 L 24 Arizona 30
 W 23 Arizona 18
 W 39 Prescott Cowboys 15
 W 21 ASC 10
 W 25 Arizona 19
 L 21 Arizona 32
 W 38 Miami Miners 26
 W 38 E. Arizona JC 26
 L 41 Phoenix College 42
 W 45 Phoenix College 12
 W 45 ASC 21
 W 31 E. Arizona JC 28
 (Won 9, Lost 3)

1926-27
 W 27 Phoenix College 26
 L 22 ASC 31
 W 51 Phoenix College 39
 W 35 Phoenix College 18
 L 18 Arizona 29
 L 25 Arizona 32
 L 29 Arizona 36
 L 25 Arizona 43
 W 30 ASC 24
 W 36 ASC 24
 W 49 Phoenix Indian 25
 L 23 E. Arizona JC 30
 (Won 6, Lost 6)

1927-28
 W 39 Phoenix College 26
 L 32 Arizona 39
 L 24 Arizona 38
 W 40 ASC 25
 W 37 Phoenix College 18
 W 39 Phoenix Indian 19
 W 47 Arizona 27
 L 25 Arizona 30
 W 30 E. Arizona JC 23
 L 27 ASC 32
 W 33 ASC 29
 W 24 E. Arizona JC 23
 L 22 Phoenix College 26
 W 37 Phoenix Indian 27
 W 32 Arizona Frosh 24
 (Won 10, Lost 5)

1928-29
 L 19 So. California 44
 L 21 ASC 42
 L 26 E. Arizona JC 30
 W 36 E. Arizona JC 17
 L 18 Arizona 36
 L 20 Arizona 54
 L 24 Phoenix College 27
 L 19 Phoenix College 35
 W 40 Phoenix Indian 23
 W 41 E. Arizona JC 39
 L 22 E. Arizona JC 27
 L 22 Arizona 56
 L 21 Arizona 43
 (Won 3, Lost 10)

1929-30
 W 38 Dixie College 37
 L 29 Dixie College 40
 L 30 Kearney St. 46
 L 40 Arizona 50
 L 23 Arizona 54
 L 28 ASC 36

L 30 ASC 36
 L 40 Arizona 48
 W 34 Arizona 31
 L 29 ASC 35
 L 29 ASC 34
 L 40 Texas Western 43
 W 43 Texas Western 39
 (Won 3, Lost 10)

1930-31
 W 37 Chandler High 17
 W 36 Occidental 31
 W 37 Occidental 28
 L 29 Dixie College 49
 L 20 ASC 27
 W 36 ASC 18
 W 28 Arizona 20
 L 24 Arizona 26
 W 34 E. Arizona JC 24
 L 32 E. Arizona JC 40
 L 24 New Mexico 29
 W 34 New Mexico 26
 W 38 Arizona 20
 L 23 Arizona 28
 W 36 ASC 34
 W 25 ASC 23
 W 49 New Mexico St. 31
 W 52 New Mexico St. 36
 (Won 12, Lost 6)

1931-32
 W 39 Dixie College 36
 L 26 Dixie College 48
 L 20 Arizona 39
 L 38 Arizona 50
 W 35 ASC 26
 L 29 ASC 32
 L 31 All-Stars (Arizona) 43
 L 24 Arizona 51
 L 26 Arizona 36
 L 27 ASC 31
 L 25 ASC 34
 L 33 New Mexico 50
 W 33 New Mexico 31
 L 34 E. Arizona JC 47
 W 42 E. Arizona JC 33
 L 21 Texas Western 35
 W 35 New Mexico St. 33
 W 38 New Mexico St. 26
 (Won 6, Lost 12)

1932-33
 L 30 Arizona 32
 L 16 Arizona 21
 W 24 Goldwater 14
 W 24 ASC 14
 W 38 ASC 30
 L 21 Arizona 35
 L 29 Arizona 30
 L 21 E. Arizona JC 22
 L 27 New Mexico St. 38
 W 38 New Mexico St. 25
 L 25 New Mexico 36
 L 31 New Mexico 36
 L 23 ASC 38
 L 34 ASC 35
 W 25 New Mexico 23
 W 35 New Mexico St. 31
 W 31 New Mexico St. 29
 (Won 7, Lost 10)

1933-34
 L 52 Chapman 58
 L 32 Arizona 33
 L 26 Arizona 34
 W 53 Texas Western 26
 W 43 Texas Western 22
 W 55 ASC 54
 L 40 ASC 54
 W 43 Arizona 41
 L 34 Arizona 38
 W 63 New Mexico St. 46
 L 24 Arizona 39



ALL-TIME SCORES

L 26	Arizona	52
W 50	New Mexico St.	46
W 67	Texas Western	24
W 64	Texas Western	29
L 22	Texas Tech	30
W 27	Texas Tech	21
L 36	ASC	41
W 46	ASC	44
W 42	New Mexico	29
L 37	New Mexico	53

1934-35

W 53	Texas Western	26
W 43	Texas Western	22
W 67	Texas Western	24
W 64	Texas Western	29
L 28	ASC	50
L 47	ASC	55
W 46	ASC	44
L 36	ASC	41
L 24	New Mexico	33
L 23	New Mexico	27
L 23	Texas Tech	40
L 31	Texas Tech	34
L 30	Arizona	36
L 35	Arizona	40
W 40	Arizona	33
L 39	Arizona	49

1935-36

L 39	Western St.	46
L 52	Chapman	58
L 27	Arizona	34
L 39	Arizona	40
W 53	Texas Mines	26
W 43	Texas Mines	22
W 55	ASC	54
L 47	ASC	54
W 43	Arizona	41
L 34	Arizona	38
W 63	New Mexico St.	56
W 50	New Mexico St.	46
W 67	Texas Mines	24
W 64	Texas Mines	29
W 48	Texas Tech	34
L 38	Texas Tech	41
L 36	ASC	41
W 46	ASC	44
W 42	New Mexico	29
L 37	New Mexico	53

1936-37

L 27	Arizona	40
L 33	Arizona	51
W 45	Arizona	27
L 36	Arizona	37
W 41	ASC-Flagstaff	29
L 26	ASC-Flagstaff	27
L 38	New Mexico St.	64
L 39	New Mexico St.	51
L 34	Texas Tech	36
W 39	Texas Tech	38
W 49	ASC-Flagstaff	34
W 49	ASC-Flagstaff	29
L 33	Texas Tech	46
L 24	Texas Tech	45
L 33	New Mexico	38
W 41	New Mexico	30
L 38	New Mexico St.	49
W 44	New Mexico St.	27
W 40	Texas Mines	30
W 46	Texas Mines	44

1937-38

W 55	San Diego St.	46
L 27	San Diego St.	47
L 32	Chapman	49
W 52	Arizona	41
W 37	Arizona	34
L 45	New Mexico St.	50

L 48	New Mexico St.	61
L 36	ASC	37
W 43	ASC	31
L 39	New Mexico	49
W 42	New Mexico	27
L 44	New Mexico St.	57
L 47	New Mexico St.	69
L 35	Texas Western	50
L 38	Texas Western	40
L 35	Texas Western	42
W 40	Texas Western	35
W 49	Arizona	31
W 44	Arizona	38
W 46	ASC	30
L 17	ASC	35

1938-39

W 35	Arizona	33
W 40	Arizona	36
L 36	New Mexico St.	58
W 44	New Mexico St.	36
L 41	New Mexico Mines	42
W 51	New Mexico Mines	48
W 47	ASC	40
L 34	ASC	45
L 35	Texas Western	57
W 43	Texas Western	27
L 33	Texas Tech	48
L 27	Texas Tech	54
L 32	Texas Western	40
W 43	Texas Western	27
L 38	New Mexico	64
W 56	New Mexico	52
W 50	Arizona	43
L 44	Arizona	48
W 50	ASC	42
L 48	ASC	65
L 54	New Mexico	64
W 51	New Mexico	42
L 30	Baylor	41
L 24	Texas Wesleyan	27
W 50	SW Oklahoma St	20
W 54	Wichita St.	24

1939-40

L 28	N Mexico Western	31
W 41	N Mexico Western	40
L 35	Arizona	37
L 34	Arizona	36
W 30	New Mexico Mines	27
L 38	New Mexico Mines	43
W 35	ASC	24
W 29	ASC	27
L 40	Arizona	51
L 56	ASC	70
W 55	Texas Mines	50
L 46	New Mexico	51
L 26	New Mexico St.	61
L 37	New Mexico St.	43
W 39	Arizona	37
W 54	New Mexico	42
W 40	New Mexico	35
L 49	Texas Western	65
L 46	Texas Western	63

1940-41

L 29	Loyola (Calif.)	33
L 44	Loyola (Calif.)	55
W 44	Snow College	36
L 50	Texas Western	55
W 42	Texas Western	31
L 31	New Mexico	46
L 33	New Mexico	46
L 38	Arizona	55
W 53	ASC	43
L 47	ASC	49
L 44	New Mexico St.	46
L 50	New Mexico St.	59
W 41	Texas Western	39
W 44	Texas Western	39
W 44	Texas Western	41

W 56	New Mexico	45
W 51	Arizona	34
L 42	ASC	51
L 38	ASC	57

1941-42

L 29	West Texas St.	38
W 46	Hardins-Simmons	38
W 53	Texas Tech	39
L 45	Arizona	59
W 42	Arizona	41
W 43	ASC	27
L 27	New Mexico	37
W 44	New Mexico St.	37
W 36	Texas Western	28
W 40	New Mexico	33
W 51	Texas Western	40
W 50	New Mexico St.	39
L 39	West Texas St.	87
L 52	Texas Tech	61
W 50	Hardin-Simmons	43
L 34	ASC	46

1942-43

W 55	Marstons	39
W 35	Marstons	31
W 38	Williams Field	36
L 42	William Field	49
W 40	Williams Field	35
W 48	U.S. Marines	32
L 35	Arizona	49
W 41	Arizona	39
L 29	Arizona	43
L 40	Arizona	63
L 41	Texas Tech	46
W 46	ASC	28
W 47	ASC	42
L 35	ASC	49
W 44	ASC	34
W 53	ASC	37
L 34	New Mexico	41
W 50	New Mexico	40

1944-45

W 52	Arizona	44
W 48	Arizona	41
L 36	Arizona	39
L 37	Arizona	39

(Only Scores Available, 2-2)

1945-46

L 39	Funk Jewelers	45
L 41	Funk Jewelers	48
L 52	Funk Jewelers	53
W 50	Naval Station	37
L 47	Williams Field	58
L 31	Williams Field	47
L 30	Luke Field	41
W 39	Luke Field	27
W 46	Phoenix JC	36
W 61	Phoenix JC	48
L 32	New Mexico	44
L 44	New Mexico	50
L 39	New Mexico	59
L 33	Fort Bliss	72
W 48	New Mexico St.	28
W 39	ASC	36
L 31	ASC	36
L 30	Arizona	58
L 37	Arizona	60
W 57	Williams Field	30
L 35	Arizona	45
L 27	Arizona	44
W 54	Luke Field	26
W 62	New Mexico St.	47
W 46	Texas Mines	26
W 45	ASC	41
W 28	ASC	27

(Won 12, Lost 15)



Bill Kajikawa was head coach at ASU from 1949-1957 and posted 88 wins.

1946-47

W 58	BYU	55
L 33	BYU	52
W 36	West Texas St.	35
W 45	Texas Tech	39
L 39	West Texas St.	56
W 53	Texas Tech	52
L 50	Hardin-Simmons	52
L 50	Arizona	61
L 41	Arizona	63
W 56	New Mexico	54
W 56	New Mexico St.	50
L 32	ASC	50
L 37	ASC	49
L 45	Hardin-Simmons	51
L 56	New Mexico	73
L 55	Texas Western	61
L 54	Texas Western	59
L 37	ASC	41
W 39	ASC	37

(Won 7, Lost 11)

1947-48

W 54	Pepperdine	47
L 38	Pepperdine	50
L 45	BYU	46
L 45	BYU	48
W 57	Loyola (Calif.)	53
L 47	New Mexico	48
L 34	New Mexico St.	37
L 53	Texas Western	75
W 53	Texas Tech	41
W 63	West Texas St.	48
L 46	Arizona	47
W 48	ASC	35
W 51	Mexico National	26
W 60	New Mexico St.	28
W 47	New Mexico	27
L 38	West Texas St.	45
W 55	Texas Tech	53
W 58	Hardin-Simmons	50
W 40	Hardin Simmons	28
L 58	Arizona	61
W 70	Texas Western	49
L 37	ASC	55
W 68	N.E.Missouri St. (T)	66
L 53	Mankato St. (T)	54

(Won 13, Lost 11)



ALL-TIME SCORES

1956-57	L 62 Fresno St.	69 A M3	W 107 West Texas St.	103 A F10	W 83 Hawaii	69 TA D29
W 82 ASC	L 57 New Mexico St.	78 NT	W 95 Hardin-Simmons	67 A F12	W 102 Rhode Island	93 H J2
L 71 San Jose St.	(Won 17, Lost 9)		W 130 Pasadena Coll.	65 H F17	L 48 New Mexico	69 A J7
L 47 Santa Clara	1959-60		W 106 ASC	41 H F19	L 82 Wyoming	105 A J9
L 50 California	W 76 Pasadena Coll.	51 H D1	W 93 Air Force	69 H F24	L 90 Utah	97 H J15
W 83 Whittier	W 79 Kent St.	70 A D4	W 67 Arizona	63 H F27	L 102 BYU	111 H J16
L 78 Pepperdine	L 59 Dayton	89 A D5	W 79 Los Angeles St.	58 A M3	W 99 Utah St.	93 H J23
W 97 Colorado A&M	L 76 Wichita St.	83 A D7	L 73 Utah St.	78 Y M13	L 75 San Francisco (8)	91 H J30
L 61 California	W 101 N.M. Highlands	72 H D9	(Won 23, Lost 4)		W 92 Bradley	81 H F1
L 73 Marshall	L 75 ASC	85 A D12	1962-63		L 60 Texas Western	73 A F3
W 80 Akron	W 87 S. Diego Marines	60 HE D17	W 94 Whittier	63 H D1	W 92 New Mexico St.	67 H F6
L 81 Ohio	W 94 Washington St.	70 H D21	W 89 Fresno St.	61 H D3	W 76 Arizona	69 H F13
L 77 Texas Tech	W 77 Santa Barbara	57 A D30	W 83 Pepperdine	71 H D8	W 71 New Mexico	65 H F19
L 65 Hardin-Simmons	W 102 Abilene Christian	83 H J2	W 71 Kansas	62 A D14	W 95 Wyoming	88 H F20
L 68 Texas Tech	W 84 Texas Western	63 H J9	W 77 Kansas St.	72 A D15	W 90 Utah	79 A F26
L 82 West Texas St.	L 58 New Mexico St.	66 H J11	L 90 Wichita St. (OT)	92 A D17	L 91 BYU	104 A F27
W 85 UC Santa Barbara	L 93 Hardin-Simmons	72 H J16	W 71 Colorado (6)	53 H D21	L 87 Arizona	97 A M3
L 66 Texas Western	W 71 Arizona	61 A J23	W 98 Minnesota	79 H D22	(Won 13, Lost 14)	
L 80 New Mexico St.	L 84 West Texas St.	87 A J30	W 89 (6) Rhode Island	83 TN D27	1965-66	
W 79 Texas Western	W 100 Hardin-Simmons	76 A F1	W 67 (6) Canisius	63 TN D28	W 74 C. Poly-Pomona	60 H D1
W 89 New Mexico St.	W 104 West Texas St.	86 H F6	W 79 (6) Denver (OT)	72 H D31	W 87 Pacific	75 H D6
W 94 West Texas St.	L 109 Los Angeles St.	114 H F8	W 87 (4) New Mexico St.	60 A J4	L 49 Oklahoma St.	61 A D9
W 67 Hardin-Simmons	W 97 Fresno St.	81 H F12	W 63 (4) Texas Western	60 A J5	L 63 Colorado St.	84 A D11
L 90 Arizona	W 93 ASC	74 H F20	W 89 (3) BYU	84 H J11	L 81 Utah St.	88 A D13
W 90 ASC	W 78 Air Force	71 H F22	W 80 (3) Utah	65 H J12	W 90 Baylor	87 TH D17
L 70 Arizona	L 65 New Mexico St.	80 A F27	W 59 (4) New Mexico	47 A J17	W 84 Seattle	81 TH D18
(Won 10, Lost 15)	W 88 Texas Western	84 A F29	L 81 (4) Wyoming	88 A J19	W 67 San Jose St.	62 H D21
1957-58	W 76 Arizona	71 H M5	W 63 (5) Texas Western	60 H F2	W 89 Michigan (3)	87 TN D27
L 66 Pepperdine	(Won 16, Lost 7)		W 89 (5) New Mexico St.	62 H F4	L 45 Oregon St.	56 TN D28
L 51 Loyola	1960-61		W 73 (5) Arizona	54 H F9	L 77 Utah St.	83 TN D29
L 74 Pepperdine	W 71 Calif. Western	47 H	W 83 (5) Utah	78 A F15	L 81 BYU (8)	95 A J7
W 85 Pacific	W 79 Oregon St.	77 H	W 104 (5) BYU	87 A F16	L 83 Utah	102 A J8
L 63 USC	W 89 C. Poly Pomona	64 H	W 82 (4) Wyoming	72 H F22	W 79 SIU Carbondale (OT)	78 H J14
W 108 Loyola	L 76 Fresno St.	77 A	W 76 (4) New Mexico	62 H F23	W 68 Arizona	65 A J22
L 52 Santa Clara	L 54 Oregon St.	65 A	W 73 (4) Creighton	70 H F25	L 67 Texas Western	84 H J27
L 52 San Jose St.	L 55 Oregon	71 A	W 58 (4) Arizona	53 A M4	W 82 Stanford	71 H J29
L 71 Stanford	W 101 Kent St.	72 H	W 79 (4) Utah St. (OT)	75 Y M11	L 77 Wyoming	78 H F4
W 107 N.M. Highlands	W 54 Oregon	53 TN	W 93 (4) UCLA	79 Y M15	W 74 New Mexico	68 H F5
L 72 Texas Western	L 86 Seattle	87 TN	L 65 (4) Oregon St.	83 Y M16	W 113 Hawaii	74 H F9
L 78 New Mexico St.	W 70 Idaho	64 TN	(Won 26, Lost 3)		L 67 Texas Western	69 A F14
L 75 SD Marines (E)	W 80 Regis	72 H	1963-64 (#6 AP Preseason Poll)		W 101 BYU	94 H F18
W 81 Hardin-Simmons	W 86 New Mexico St.	66 H	W 121 (6) Western N.M.	79 H D3	L 76 Utah	92 H F19
L 72 San Diego St.	W 119 Texas Western	103 H	W 93 (6) Wichita St. (5)	87 H D7	L 80 Arizona	91 H F26
W 88 West Texas St.	W 84 ASC	63 A	L 85 (4) Bradley	92 A D11	L 85 Wyoming	120 A M3
W 65 Texas Western	W 85 Hardin-Simmons	73 A	L 83 (4) Creighton	84 A D13	L 63 New Mexico	82 A M5
W 60 New Mexico St.	W 78 West Texas St.	71 A	L 83 (4) Denver	84 A D14	(Won 12, Lost 14)	
L 63 ASC	W 94 Arizona	78 A	L 70 (4) Colorado	92 A D16	1966-67	
W 101 West Texas St.	W 97 Hardin-Simmons	78 H	W 127 Oklahoma	95 TH D20	W 71 Whittier	52 H D1
W 71 Hardin-Simmons	W 108 West Texas St.	70 H	W 71 California	66 TH D21	L 73 Stanford	87 A D3
W 70 Arizona	L 67 New Mexico St.	70 A	W 61 Stanford	60 H D30	L 62 San Jose	66 A D5
L 62 Los Angeles St.	W 89 Texas Western	86 A	L 96 Seattle	100 H J4	W 75 Creighton	69 H D10
W 91 ASC	W 94 Arizona	75 A	L 72 Texas Western	77 A J6	L 77 USC	79 A D16
W 83 Los Angeles St.	W 114 ASC	80 H	W 76 Colorado St.	62 H J11	L 48 Loyola (LA)	70 A D17
W 78 Arizona	W 86 Regis	77 A	L 82 Wyoming	87 A J16	L 81 Texas	93 TH D20
L 68 Idaho St. (Y)	W 69 Air Force	66 A	L 54 New Mexico	63 A J18	L 60 USC	92 TH D21
(Won 13, Lost 13)	W 86 New Mexico St.	72 TH	L 78 Illinois	97 A J25	L 63 Temple	82 TN D28
1958-59	W 72 Seattle	70 Y	W 82 Loyola (LA)	64 H J28	L 88 Texas	89 TN D29
W 89 Whittier	L 80 USC	71 Y	W 58 Texas Western	56 H F1	L 59 DePaul	93 TN D30
L 80 Wichita St.	L 80 Utah	88 Y	W 71 USC	60 H F3	W 73 Arizona	67 H J7
L 71 Tulsa	(Won 23, Lost 6)		W 68 Arizona	67 A F8	L 71 Utah	84 H J13
L 68 Houston	1961-62		W 110 BYU	85 H F14	L 74 BYU (OT)	78 H J14
W 85 Santa Barbara	W 95 St. Michael's	56 H D1	W 71 Utah	64 H F15	W 78 Loyola (LA)	70 H J21
W 105 Los Angeles St.	W 78 Utah	76 H D2	W 47 New Mexico	45 H F21	W 79 Hawaii	64 H J24
W 73 ASC	W 91 Oregon	55 H D9	L 89 Wyoming	80 H F22	L 50 Texas Western	56 A J26
W 79 Loyola	W 72 Kansas	58 H D11	L 90 BYU	106 A F28	L 48 New Mexico	88 A F2
W 74 San Diego St.	W 82 New Mexico	59 A D16	W 103 Utah	78 A F29	L 78 Wyoming	97 A F4
W 80 Santa Clara	L 88 Indiana	94 A D18	W 72 Arizona	69 H M4	L 59 Utah St.	90 H F11
W 62 San Jose St.	L 68 (10) Minnesota	70 A D20	L 90 Utah St.	92 Y M10	L 72 Wyoming	78 H F17
W 80 Hardin-Simmons	L 89 (10) Utah	102 A D22	(Won 16, Lost 11)		L 50 New Mexico	64 H F18
L 98 West Texas St.	W 106 Denver	62 H D29	1964-65		L 65 Arizona	92 A F25
W 79 ASC	W 94 BYU	54 H D30	W 94 St. Joseph's	79 H D2	L 51 Texas Western	61 H F27
W 88 Arizona	W 97 West Texas St.	67 H J4	W 92 Pepperdine	89 H D5	L 93 BYU	110 A M3
W 86 New Mexico St.	W 110 Hardin-Simmons	50 H J6	L 78 Seattle	79 H D8	L 81 Utah	92 A M4
W 75 Texas Western	W 62 Texas Western	55 A J11	L 52 Oregon St.	66 A D9	(Won 5, Lost 21)	
W 85 Arizona	W 94 New Mexico St.	81 A J13	L 76 UCLA (7)	107 A D11	1967-68	
W 74 West Texas St.	W 109 ASC	88 A J17	W 88 Washington St.	77 TH D18	L 75 San Jose St.	78 H D2
W 86 Hardin-Simmons	W 73 Arizona	67 A J20	W 107 Murray St.	96 TH D19	W 101 Pepperdine	83 H D4
L 66 Texas Western	W 114 Los Angeles St.	66 H J29	L 87 Pacific	92 A D22	W 87 Creighton	81 H D7
L 71 New Mexico St.	W 68 Texas Western	62 H F3	L 97 Los Angeles St.	98 TN D26	L 59 So. Illinois	62 H D9
W 112 Pepperdine	W 94 New Mexico St.	70 H F5	L 96 Utah St.	98 TN D27	L 105 Wichita St.	122 A D11
L 77 Los Angeles St.						

ALL-TIME SCORES



L 63 California	73 H F4	W 87 UT San Antonio	62 H D5	L 70 UCLA (8)	76 H F17	W 122 Houston Baptist	70 H D10
L 83 Oregon St.	89 A F9	W 71 New Mexico	69 A D7	L 56 USC	68 H F19	W 83 Jackson State	69 H D20
W 98 Oregon	94 A F11	L 68 Kentucky (9)	94 A D14	L 80 Oregon	87 A F24	L 79 Northeastern Illinois	86 H D22
W 93 UCLA	86 H F16	W 88 Appalachian St.	57 H D21	W 80 Oregon St.	60 A F26	W 74 William & Mary	57 TH D27
L 81 USC (OT)	84 H F18	W 62 Miami, Fla.	57 H D23	L 71 Washington St.	80 H M3	L 57 St. Bonaventure	68 TH D28
L 74 Arizona (2)	109 A F23	W 78 Brown	71 TH D27	W 73 Washington	55 H M5	L 65 Stanford (21)	81 H J2
L 72 Washington	83 A M2	W 81 Northwestern	62 TH D28	W 94 Arizona (7)	87 H M12	W 64 California	60 H J4
L 80 Washington St.	96 A M5	W 59 San Diego (OT)	56 H J4	L 67 BYU	74 AZ M17	W 89 Chaminade	54 H J6
L 82 USC	94 TN M9	L 62 UCLA (2)	83 H J9	(Won 15, Lost 13)		L 84 Arizona (7)	92 H J11
(Won 12, Lost 16)		L 64 USC	69 H J12			L 62 UCLA	79 A J16
1989-90 (Bill Frieder's First Year)		W 95 Washington St.	86 A J16	1994-95 (NCAA Sweet Sixteen)		L 56 USC	75 A J18
L 64 Oregon St.	87 A N30	W 68 Washington	62 A J19	W 103 Texas A & M	73 TN N21	L 51 Oregon	76 H J23
L 61 Oregon	63 A D2	L 55 Arizona (11)	92 A J22	W 79 Michigan (13)	62 TN N22	W 78 Oregon State (OT)	75 H J25
L 64 BYU	65 H D5	L 47 Oregon St.	61 H J30	W 97 Maryland (7)	90 TN N23	L 61 Washington	72 A J30
W 70 San Francisco (20T)	67 A D7	W 71 Oregon	62 H F1	W 74 (12) No. Arizona	50 H D1	L 55 Washington State	74 A F1
W 64 No. Arizona	47 A D16	L 61 California	68 A F6	L 71 (12) New Mexico	87 A D3	L 71 Arizona (14)	87 A F5
W 80 Seattle Pacific	76 H D18	L 73 Stanford	86 A F8	W 87 (13) UC Irvine	58 H D17	L 66 USC	72 H F13
W 66 Dartmouth	55 H D19	W 55 Washington	47 H F13	L 85 (13) UT S. Ant. (OT)	87 H D18	L 81 UCLA (24)	92 H F15
L 67 Kansas (2)	90 A D22	W 71 Washington St.	70 H F16	W 98 (15) Cal Poly SLO	43 H D20	L 67 Oregon State	71 A F20
W 92 Manhattan	70 TH D28	W 77 Arizona (5)	74 H F20	W 72 (15) Oklahoma St.	69 H D22	L 77 Oregon	85 A F22
W 62 Georgia	61 TH D29	L 62 Louisville (OT)	63 H F22	W 65 (16) Pacific	50 TH D28	L 69 Washington	72 H F27
W 75 Washington St.	64 H J4	L 72 Oregon St.	80 A F27	W 67 (16) Vanderbilt	61 TH D29	L 70 Washington State	74 H M1
W 63 Washington	48 H J6	W 58 Oregon	48 A M1	W 53 (15) Arizona (9)	52 H J5	L 66 California	84 A M6
L 53 UCLA (19)	62 A J11	W 76 Stanford	71 H M5	W 71 (15) Old Dominion	52 H J7	L 63 Stanford (23)	86 A M8
L 59 USC	69 A J13	W 74 California	71 H M7	L 91 (12) Stanford	75 A J12	(Won 10, Lost 20)	
L 61 Arizona (23)	70 H J17	L 66 USC	81 A M12	W 73 (12) California (20)	68 A J14	1997-98 (Don Newman, Interim Coach)	
W 62 Miami (Fla.)	58 A J20	L 77 UCLA (8)	85 A M14	W 81 (13) USC	71 H J19	W 97 Cal State Northridge	91 H N16
L 66 California (20T)	68 H J25	W 71 UC Santa Barbara	65 AZ M19	L 72 (13) UCLA (4)	85 H J21	W 107 Wagner	88 TH N19
W 64 Stanford	53 H J27	L 58 Utah	60 HZ M24	L 70 (13) Oregon St.	83 A J26	W 87 Cincinnati	79 TA N21
W 58 Washington	56 A F2	(Won 19, Lost 14)		W 79 (13) Oregon (18)	76 A J28	L 88 Kansas (2) (OT)	90 TN N26
W 68 Washington St.	57 A F4	1992-93		W 78 (16) Washington (OT)	73 H F2	L 61 Connecticut (11)	82 TN N28
L 72 UCLA (19)	80 H F8	L 98 BYU	108 A D1	W 87 (16) Washington St.	60 H F5	W 123 Delaware State	85 H D1
L 63 USC	88 H F10	W 67 San Diego St.	64 H D8	W 100 (14) California	81 H F9	W 87 Northern Arizona	76 H D3
L 50 Arizona (20)	71 A F15	W 81 No. Arizona	67 H D21	L 79 (14) Stanford (15)	70 H F11	W 83 Portland State	66 H D6
L 60 California	69 A F23	W 93 NE Illinois	84 H D22	L 77 (13) UCLA (6) (OT)	82 A F16	L 68 Oklahoma State	79 N D10
L 44 Stanford	57 A F25	W 103 Duquesne	81 TH D28	W 74 (13) USC	70 A F18	W 83 Texas A & M	81 H D19
L 59 Oregon St. (16)	73 H M1	W 100 Detroit Mercy	84 TH D29	L 72 (15) Oregon	73 H F23	W 88 Weber State	79 H D22
W 75 Oregon	71 H M3	W 80 Ak.-Anchorage	79 H J2	W 82 (15) Oregon St.	44 H F25	W 111 La Salle	78 TH D27
W 57 Washington	51 TH M8	L 79 USC	87 A J7	W 72 (15) Washington	71 A M2	W 102 Eastern Michigan	90 TH D28
W 83 Oregon St. (22)	75 TH M9	L 85 UCLA (15)	89 A J9	L 71 (15) Washington St.	84 A M4	W 84 USC	81 H J3
L 78 UCLA	79 TH M10	W 81 Washington St.	77 H J14	W 103 (18) Arizona (12) (20T)	98 A M11	L 73 UCLA (10)	78 H J5
L 71 Long Beach St.	86 HZ M16	W 94 Washington	85 H J16	W 81 (16) Ball St.	66 Y M16	L 70 Washington	92 A J8
(Won 15, Lost 16)		L 87 Arizona (11)	91 H J20	W 64 (16) Manhattan	54 Y M18	W 86 Washington State	85 A J11
1990-91 (NCAA Tournament)		L 59 Louisville	85 A J24	L 73 (16) Kentucky (2)	97 Y M23	L 99 Arizona (5)	127 A J15
W 70 Kansas	68 H N23	W 82 Oregon St.	73 A J28	(Won 24, Lost 9)		L 61 Oregon State	70 H J22
W 89 So. Methodist	79 H N24	L 59 Louisville	85 A J24	1995-96		W 67 Oregon	51 H J24
W 118 No. Arizona	77 H N20	W 99 Oregon	84 A J30	W 103 Texas Southern	77 H N25	L 77 California	82 A J29
L 93 Drake	94 H D1	W 90 California	83 H F4	W 82 Southern Utah	76 H N28	W 90 Stanford (4) (OT)	87 A J31
W 59 New Mexico	54 H D5	W 109 Stanford	87 H F6	L 85 Oklahoma State	90 A D2	W 82 Washington State	68 H F5
W 82 BYU	74 A D12	L 79 Washington	74 A F11	L 79 New Mexico	86 H D5	W 94 Washington	85 H F7
W 100 So. Utah	71 H D21	L 67 Washington St.	97 A F13	W 85 Cal State Sacramento	73 H D16	L 82 Arizona (3)	83 H F14
W 107 Montana St.	74 H D22	L 80 Arizona (4)	116 A F18	W 76 Northern Arizona	62 H D22	L 73 Oregon	97 A F19
W 94 Pennsylvania	62 TH D28	W 89 Memphis St.	76 N F21	W 62 Southern Methodist	58 TH D29	W 70 Oregon State	63 A F21
W 89 Texas	82 TH D29	W 103 Oregon	88 H F25	L 66 Detroit	72 TH D30	L 73 Stanford (8)	86 H F26
L 86 Washington St.	95 A J3	W 76 Oregon St.	61 H F27	L 70 Stanford	83 A J4	W 99 California	80 H F28
W 68 Washington	60 A J5	L 67 California	91 A M6	L 82 California	97 A J6	L 94 UCLA (19)	102 A M5
L 68 UCLA (7)	82 H J10	L 74 UCLA	77 H M11	L 76 Arizona (18)	108 A J10	L 71 USC	117 A M7
W 84 USC (OT)	80 H J13	W 101 USC	67 H M13	L 73 UCLA (13)	87 H J18	L 73 Hawaii	90 AZ M11
L 71 Arizona (6)	74 H J17	L 68 Georgetown	78 HZ M18	L 67 USC	80 H J20	(Won 18, Lost 14)	
L 65 California	76 A J24	(Won 18, Lost 10)		W 74 Oregon	73 A J25	1998-99 (First Year for Rob Evans)	
W 58 Stanford	47 A J27	1993-94		W 93 Oregon State	75 A J27	W 68 San Jose State	49 H N13
W 53 Washington	41 H J31	W 106 BYU	95 H N27	L 58 Washington State	72 H F1	L 60 Northern Arizona	76 H N17
L 72 Washington St.	74 H F2	L 69 Oklahoma St. (8)	87 N D2	W 88 Washington	79 H F3	L 48 Utah (18)	65 TN N23
L 44 UCLA (14)	64 A F7	L 74 Boston College	78 N D5	L 69 Arizona (16)	71 H F7	L 80 Kansas State (OT)	84 TN N24
W 88 USC	83 A F9	W 100 Cal St. Northridge	81 H D17	W 69 North Carolina State	89 N F11	W 78 Chaminade	64 TN N25
L 50 Arizona (6)	71 A F13	L 75 NE Illinois	78 H D18	W 69 USC	66 A F15	L 47 New Orleans	53 H D5
W 75 Stanford	57 H F21	W 68 So. Methodist (OT)	58 H D22	L 70 UCLA (18)	87 A F17	L 79 UNLV	70 N D1
W 87 California	78 H F24	W 87 No. Arizona	71 TH D28	W 63 Oregon State (OT)	58 H F22	W 80 Stephen F. Austin	63 H D8
W 99 Oregon (OT)	84 A F28	L 73 Villanova (OT)	62 TH D29	L 70 Oregon	81 H F24	W 96 Texas A & M (30T)	91 A D19
L 69 Oregon St.	91 A M2	L 81 Arizona (9)	98 A J5	L 64 Washington	75 A F29	W 85 Marist	77 H D22
W 87 Oregon	84 H M7	L 75 Saint Louis	77 N J8	L 78 Washington State	103 A M2	W 84 Navy	72 TH D28
W 84 Oregon St.	69 H M9	W 78 Stanford	67 H J13	W 56 California	53 H M7	W 85 Alaska-Anchorage	52 TH D29
W 79 Rutgers	76 Y M15	W 63 California (19)	60 H J15	L 53 Stanford	67 H M9	L 70 USC	72 A J2
L 90 Arkansas (2)	97 Y M17	W 87 USC	62 A J20	(Won 11, Lost 16)		L 85 UCLA (7) (OT)	88 A J4
(Won 20, Lost 10)		L 81 UCLA (2)	98 A J22	1996-97 (Bill Frieder's last season)		W 96 Washington	72 H J7
1991-92 (#24 AP Preseason Poll)		W 88 Oregon St.	82 H J27	W 111 Jacksonville	69 H N22	W 91 Washington State	63 H J9
L 71 (25) Rice	77 TN N25	W 84 Oregon	78 H J29	L 68 College of Charleston	77 TN N27	L 73 Arizona (7)	74 H J14
W 74 (25) Lamar	64 TN N26	W 59 Washington	53 A F3	L 53 UNC-Greensboro	55 TN N29	L 51 Oregon State	81 A J21
L 37 (25) Minnesota	69 TN N27	L 70 Washington St.	73 A F5	W 86 Maine	73 TN N30	W 64 Oregon	60 A J23
W 69 Idaho St.	59 H D3	L 78 California (18)	95 A F10	W 85 Sam Houston State (OT) 81	H D2	W 69 California	66 H J28
		W 71 Stanford	69 A F12	W 68 Oklahoma State	67 H D7	L 63 Stanford (3)	73 H J30



ALL-TIME SCORES



ASU's teams from 1932-1962 competed in the Border Conference.

W 69	Washington State	64	A	F4	W 92	Belmont	44	H	D22
L 85	Washington	93	A	F6	L 71	Ohio	75	TH	D29
L 80	Arizona (10)	86	A	F10	W 91	Charlotte (NCAA)	78	TH	D30
L 75	Oregon	76	H	F18	L 77	Stanford (2) (NCAA)	94	H	J4
W 87	Oregon State	66	H	F20	L 67	California (NCAA)	82	H	J6
L 77	Stanford (6) (OT)	87	A	F25	L 68	Washington (OT)	70	A	J11
L 73	California	78	A	F27	L 60	Washington State	81	A	J13
L 65	UCLA (12)	68	H	M4	L 83	UCLA (NCAA)	91	H	J18
L 73	USC	84	H	M6	L 58	USC (24) (NCAA)	77	H	J20
(Won 14, Lost 16)					L 75	Arizona (12) (NCAA)	86	A	J24

1999-2000

W 79	Portland State	57	H	N20	L 57	Washington State	58	H	F8
L 71	Texas (20)	88	TN	N25	W 89	Washington	57	H	F10
W 103	American P.R.	63	TN	N26	L 68	USC (NCAA)	80	A	F15
L 64	Virginia	70	TN	N27	L 68	UCLA (24) (NCAA)	73	A	F17
W 72	Colorado State	57	H	D1	L 58	Arizona (8) (NCAA)	88	H	F21
W 74	Morgan State	56	H	D4	W 86	Oregon	74	H	M1
L 67	Brigham Young	78	A	D7	W 61	Oregon State	59	H	M3
W 99	San Diego State	85	H	D18	L 67	California (NCAA)	86	A	M8
W 74	Santa Clara	55	H	D21	L 75	Stanford (1) (NCAA)	99	A	M10
W 80	Bucknell	55	TH	D28	(Won 13, Lost 16)				
W 93	Penn State	85	TH	D29					

2001-2002

L 67	Stanford (1)	86	A	J6	W 92	Stephen F. Austin	61	H	N17
W 111	California (20T)	108	A	J8	L 69	Portland State (OT)	79	H	N20
W 90	Washington	80	H	J13	L 70	Brigham Young (NIT)	82	A	N24
W 81	Washington State	64	H	J15	W 73	UC Riverside	64	H	N27
L 92	USC (OT)	95	A	J20	W 100	Prairie View A & M	62	H	D1
L 77	UCLA (25)	83	A	J22	W 71	Utah (NCAA)	62	N	D4
L 55	Arizona (5)	82	H	J26	W 72	Montana State	69	N	D13
L 69	North Carolina State (21)	78	A	J29	L 90	Oregon (NCAA)	103	A	D20
W 75	Oregon State	64	H	F3	L 57	Oregon State	62	A	D22
L 73	Oregon (23)	86	H	F5	W 77	Canisius	54	TH	D28
W 81	Washington State (OT)	79	A	F10	W 77	Northwestern	60	TH	D29
W 81	Washington	67	A	F12	W 67	Oregon State	58	H	J4
W 104	UCLA	75	H	F17	W 95	Oregon (NCAA)	88	H	J6
W 93	USC	81	H	F19	L 68	Washington	81	A	J10
L 82	Arizona (4)	89	A	F26	W 81	Washington State	71	A	J12
L 74	Oregon	76	A	M2	L 79	UCLA (9) (NCAA)	82	H	J17
W 77	Oregon State (OT)	74	A	M4	L 73	USC (18) (NCAA)	81	H	J19
W 85	California	76	H	M9	W 88	Arizona (10) (NCAA)	72	H	J23
L 57	Stanford (2)	65	H	M11	L 81	Stanford (18) (NCAA)	90	A	J31
W 83	New Mexico State	77	HZ	M15	L 59	California (NCAA)	67	A	F2
L 57	North Carolina State	60	AZ	M21	W 96	Washington State	45	H	F7
(Won 19, Lost 13)					W 86	Washington	74	H	F9

2000-2001

L 67	Tulsa (NIT)	69	TN	N10	L 61	USC (25) (NCAA)	83	A	F14
W 76	Winthrop (NCAA)	68	TN	N11	W 69	UCLA (20) (NCAA)	68	A	F16
W 94	Southern Utah (NCAA)	72	H	N17	L 75	Arizona (14) (NCAA)	83	A	F20
W 64	Colgate	50	H	N21	L 80	California (21) (NCAA)	91	H	F28
W 76	Kent State (NCAA)	61	H	N25	L 76	Stanford (17) (NCAA)	81	H	M2
W 80	Brigham Young (NCAA)	52	H	D2	L 56	Arizona (15) (NCAA)	73	TN	M7
L 62	San Diego State	64	A	D16	L 91	UNLV (NIT)	96	ZA	M12
W 59	Mercer	42	H	D20	(Won 14, Lost 15)				

2002-2003 (NCAA Tournament)

W 59	Morehead State	56	H	N22	L 70	Washington (10) (NCAA)	79	H	J30
L 65	Kentucky (15) (NCAA)	82	N	N25	W 74	Stanford (NCAA)	67	H	F3
W 101	Chaminade	72	N	N26	L 82	California	84	H	F5
W 83	Utah (20T) (NCAA)	79	N	N27	L 76	UCLA (NCAA)	95	A	F10
W 85	Lafayette	62	H	N30	L 71	USC	82	A	F12
L 60	Brigham Young (NCAA)	64	H	D4	W 75	Oregon State (NIT)	73	H	F17
L 55	Utah (NCAA)	78	A	D7	W 66	Oregon	56	H	F19
W 76	Nevada (NIT)	63	H	D10	L 82	Washington (13) (NCAA)	90	A	F24
W 70	Purdue (NCAA)	53	N	D21	L 55	Washington State	57	A	F26
W 79	Bucknell	52	H	D27	L 68	Arizona (11) (NCAA)	70	H	M5
W 75	Nebraska	63	H	D28	L 90	Washington (14) (OT) (NCAA)	95	N	M10
W 67	Oregon State	47	A	J2	L 78	UNLV (NIT)	89	ZA	M17
L 73	Oregon (9) (NCAA)	94	A	J4	(Won 18, Lost 14)				
W 89	Washington	57	H	J9					
W 96	Washington State	55	H	J11					
W 75	UCLA	64	A	J16					
L 74	USC	76	A	J18					
L 63	Arizona (1) (NCAA)	71	A	J22					
W 75	California (20) (NCAA)	70	H	J30					
L 57	Stanford (NCAA)	58	H	F1					
W 87	Washington State	54	A	F6					
W 79	Washington (OT)	77	A	F8					
W 108	USC	78	H	F13					
W 85	UCLA	69	H	F15					
L 72	Arizona (1) (NCAA)	92	H	F22					
L 77	Stanford (19) (NCAA)	88	A	F27					
L 72	California (23) (NCAA)	80	A	M2					
W 91	Oregon (NCAA)	77	H	M6					
W 74	Oregon State	64	H	M8					
L 82	Oregon (NCAA)	83	TN	M13					
W 84	Memphis (19) (NCAA)	71	Y	M20					
L 76	Kansas (6) (NCAA)	108	Y	M22					
(Won 20, Lost 12)									

2003-2004

W 89	Arkansas-Little Rock	72	H	N22	L 87	Oregon	98	H	F11
W 83	Cal State Fullerton	76	H	N24	L 69	Stanford (NIT)	82	A	F16
W 77	UC Riverside	68	H	N29	W 65	California (20T) (NCAA)	64	A	F18
L 60	Nebraska (NIT)	66	A	D3	L 47	Arizona (NCAA)	68	A	F25
L 70	Temple (NIT)	66	N	D9	L 68	Washington (14) (NCAA)	91	H	M2
L 61	Northwestern	63	A	D17	W 55	Washington State	55	H	M4
W 81	McNeese State	61	H	D22	L 68	Oregon State	71	N	M8
W 89	San Diego	70	H	D29	(Won 11, Lost 17)				
L 76	Western Michigan (NCAA)	81	H	D30					
L 74	Arizona (4) (NCAA)	93	H	J3					
L 62	Stanford (4) (NCAA)	63	H	J8					
L 62	California	74	H	J10					
L 58	UCLA	66	A	J15					
W 100	USC	85	A	J17					
L 76	Oregon (NIT)	83	H	J22					
W 83	Oregon State	79	H	J24					
L 56	Washington State	63	A	J29					
L 81	Washington (NCAA)	90	A	J31					
L 51	Stanford (2) (NCAA)	81	A	F5					
L 83	California	85	A	F7					
W 74	UCLA (OT)	62	H	F12					
L 84	USC (OT)	93	H	F14					
L 61	Oregon State	68	A	F19					
W 86	Oregon (NIT)	75	A	F21					
L 70	Washington State	83	H	F26					
L 72	Washington (NCAA)	96	H	F28					
L 81	Arizona (22) (NCAA)	106	A	M7					
(Won 10, Lost 17)									

2004-2005

W 79	Jackson State	48	TH	N21	L 47	Arizona (17) (NCAA)	71	A	J24
W 67	Delaware State (NCAA)	56	TH	N23	L 61	Washington	66	H	F1
L 65	UTEP (NCAA)	66	TN	N26	L 47	Washington St. (18) (NCAA)	48	H	F3
W 87	Vanderbilt (NIT)	68	TN	N27	L 51	Oregon (NCAA)	55	A	F8
W 65	Temple (NIT)	62	A	N30	L 55	Oregon State	59	A	F10
W 67	Cal State Northridge	66	H	D4	L 61	UCLA (5) (NCAA)	67	H	F15
W 89	Fairleigh Dickinson (NCAA)	81	H	D6	W 68	USC (22) (NCAA)	58	H	F18
W 75	UC Riverside	59	H	D12	L 58	Arizona (NCAA)	61	H	F25
W 90	Northwestern	55	H	D20	L 53	Stanford (NCAA)	63	A	M1
W 68	Santa Clara	63	H	D22	W 42	California	41	A	M3
W 92	Long Island	63	TH	D28	L 51	Washington	59	N	M7
W 89	Valparaiso	65	TH	D29	(Won 8, Lost 22)				
L 79	Arizona (14) (NCAA)	97	A	J2					
W 81	Stanford (NCAA)	69	A	J6					
W 79	California	70	A	J8					
L 82	UCLA (NCAA)	86	H	J13					
L 94	USC	98	H	J15					
L 66	Oregon State (NIT)	88	A	J20					
W 64	Oregon	51	A	J22					
W 68	Washington State	62	H	J27					

Note: The number in parentheses before opponent denotes ASU's Associated Press ranking before game, and the number in parentheses after designates opponent's AP ranking before the game. Beginning in 2000-2001, the notations of NCAA and NIT designates opponents post season tournament.

MEDIA DIRECTORY



Television Affiliates

KTVK-TV (Independent, Channel 3)
5555 N. 7th Avenue
Phoenix, Arizona 85013
602/207-3476
Ross Shimabuku, Brad Cesmat,
Pat Griffin

KPHO-TV, (CBS, Channel 5)
4016 N. Black Canyon Fwy.,
Phoenix, AZ 85017
602/650-0775
Gary Cruz, Chris Coraggio, Jody Isaac,
Rick Beaugrand

KSAZ-TV (FOX, Channel 10)
511 W. Adams,
Phoenix, AZ 85003
602/262-5124
Chris Katsaras (director), Jude LaCava,
Gayle Jansen, Richard Saenz

KPNX-TV (NBC, Channel 12)
1101 N. Central Ave.,
Phoenix, AZ 85004
602/257-6661
Bruce Cooper, Barry Orr (executive
producer), Joe Paqueno, Chris Holden,
Kevin Hunt

KNXV-TV, (ABC, Channel 15)
515 North 44th St.,
Phoenix, AZ 85008
602/685-6326 or 6315
Craig Fouhy (sports director),
Jeff Heisner (producer), Cory Williams

Fox Sports Net Arizona
One Renaissance Square,
2 North Central,
Suite 1700,
Phoenix, AZ 85004
602/257-9500, Fax: 602/257-0848
Jody Jackson, Kevin McCabe,
Josh Kelman, Trey Bender, Tom Kuyper

Devils on the Deuce
Sun Devil Television, Channel 2,
Arizona State University,
PO Box 871502,
Tempe, AZ 85251
480/965-5376

Newspapers

Arizona Republic
200 E. Van Buren St., Box 2245,
Phoenix, AZ 85004
602/444-8222 or 8641 or 8251
Mark Faller (editor), Dave Lumia
(college editor), Norm Frauenheim
(beat), Paola Boivin (columnist),
Dan Bickley (columnist)

East Valley Tribune
210 W. First Ave.,
Mesa, AZ 85210
480/898-6525
Mark Heller (beat), Scott Bordow
(columnist), Craig Morgan,
Bob Romantic (editor), Dan Zeiger

Arizona Daily (Tucson) Star
P.O. Box 26807, 4850 S. Park,
Tucson, AZ 85726
520/573-4145

Tucson Citizen
P.O. Box 26767, 4850 S. Park,
Tucson, AZ 85726
520/573-4635

ASU State Press
15 Matthews Center,
Arizona State University,
Tempe, AZ 85287-1502
480/965-6840 or 2292

Arizona Informant
1746 E. Madison, Suite 2,
Phoenix, AZ 85034
602/257-9300

USA Today (Phoenix Bureau)
Greg Boeck
480/659-6958

Wire Service
Associated Press
Associated Press
500 N. 3rd St., Suite 120,
Phoenix, AZ 85004
602/258-8934
Bob Baum, Andy Bagnato

Radio

Sun Devil Sports Network
P.O. Box 872505
Wells Fargo Arena
Tempe, Arizona 85287
480/727-7370

KTAR 620 AM (flagship)
5300 N. Central, Phoenix, AZ 85012
602/274-6200 or 263-5556
Dave Burns (talk show host),
Paul Calvisi, Eric Sorenson, Craig
Grialou, John Gambadoro, Mark Asher

XTRA Sports 910 AM
645 East Missouri, Suite 244, Phoenix,
AZ 85012
602/798-9322 or 650-5273;
Fax 602/ 650-5275
Dan Bickley, Mike Jurecki

The Fan 1060 AM
1900 W. Carmen, Tempe, AZ 85283
480/838-0400 or 480/345-5935
Angel Velasquez (producer), Bob Kemp

The Blaze 1260 AM (student)
Stauffer Hall, Office JRM-JCM Office,
Arizona State University,
Tempe, AZ 85287
480/965-4235

KQNA-CNN
Prescott Valley Broadcasting Co., Inc.
Box 26523, Prescott Valley, AZ 86312
1-800-264-5449
Dr. Ron Corak (623-572-9196), Sanford
Cohen, Mike Austin

Sun Devil Network



Tim Healey
Sun Devil Network
Play-by-Play

The Sun Devil Sports Network broadcasts Sun Devil football, men's and women's basketball, and baseball. Tim Healey handles play-by-play chores for ASU men's basketball, while Russ Pennell enters his second year as color commentator. In addition to the broadcasts, the network provides a pregame show and a postgame show with Sun

Devil coach Herb Sendek. Also, Coach Sendek talks to the public weekly on KTAR 620 AM.

Fox Sports Net Arizona is in its 11th season of Sun Devil athletic coverage. Coverage includes Sun Devil football and basketball, plus year-round reporting and specials on the entire ASU athletic program.



Russ Pennell
Sun Devil Network
Color Commentator



FOR YOUR INFORMATION

From the Airport

Directions to the Wells Fargo Arena: Take the 202 East to Scottsdale/Rural Road. Exit (about a five-minute drive). Go south (right turn) until you see Stadium Drive and turn right. The WFA is directly to the east of Sun Devil Stadium.

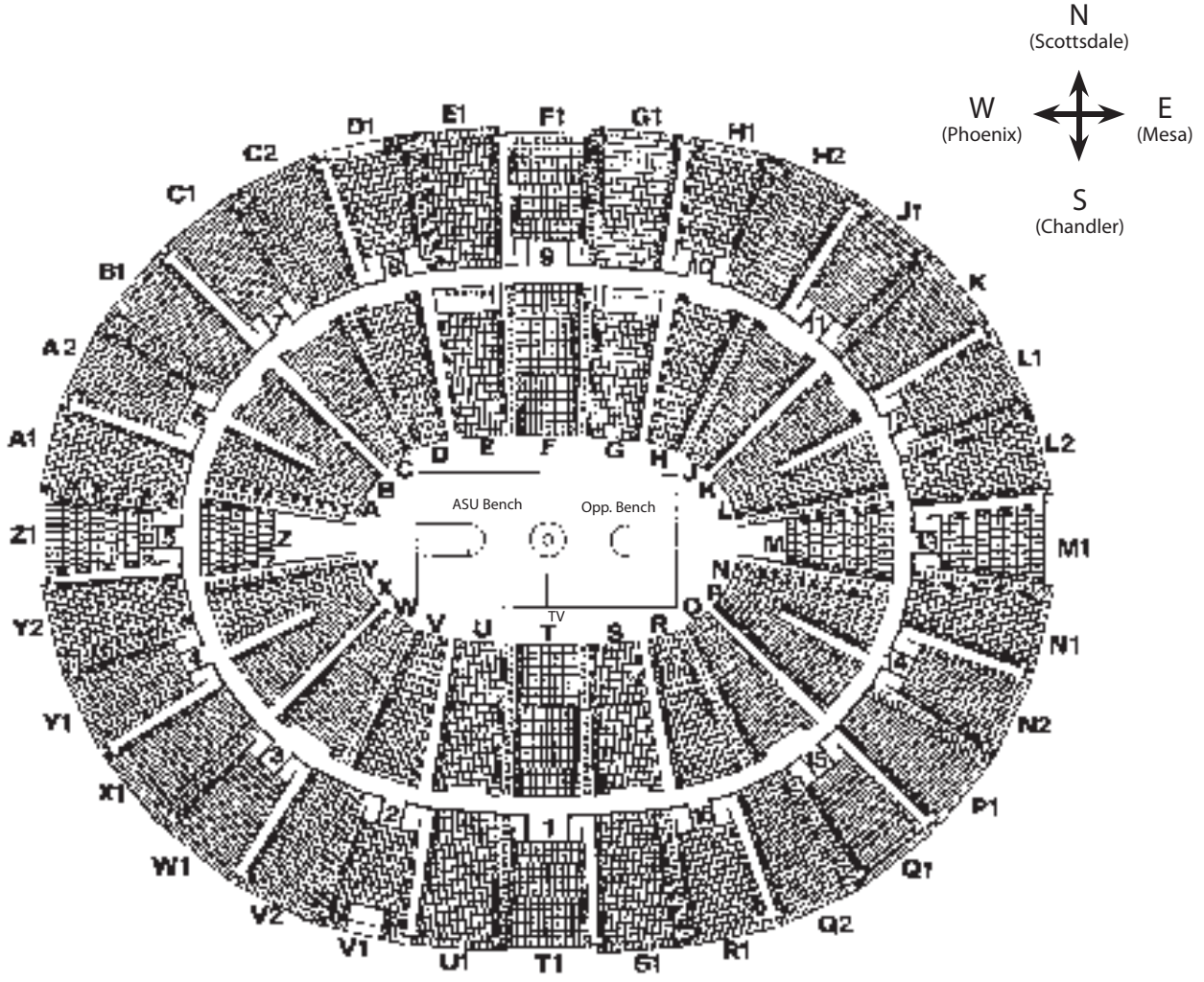
Ticket Information

Tickets to Arizona State home basketball games range in price from \$10 to \$45. For information about ticket availability or season tickets, call the Sun Devil ticket office at 480-727-0000.

Area Hotels

Fiesta Inn, 2100 S. Priest Drive, Tempe, AZ 85282
480-967-1441, Fax: 480-967-0224.
Phoenix Airport Hilton, 2435 South 47th St., Phoenix, 85034,
480-894-1600, Fax: 480-921-7844.

Sheraton Airport, 1600 S. 52nd Street, Tempe, AZ 85281
480-967-6600, Fax: 480-829-9427.
Tempe Mission Palms, 60 East 5th St., Tempe, 85281, 480-894-1400,
Fax: 480-968-7677.
Wyndham Garden Hotel, 427 N. 44th St., Phoenix, 85008,
602-220-4400, Fax: 602-231-8703



Wells Fargo Arena (14,088)

Opened: 1974-75